

# Eight-Year Financial Summary

## Consolidated Income Statement Summary

for the year ended 31st December

HK\$ million	2003	2002	2001	2000	1999	1998	1997	1996
Turnover	<b>3,454</b>	3,595	3,838	3,345	3,187	3,372	3,377	3,013
Profit attributable to shareholders	<b>3,349</b>	3,326	3,152	3,114	3,043	2,770	2,353	854
Dividends								
Interim dividend paid	<b>485</b>	485	473	451	293	271	225	–
Proposed final dividend	<b>1,127</b>	1,048	947	902	654	586	496	361
	<b>1,612</b>	1,533	1,420	1,353	947	857	721	361

## Consolidated Balance Sheet Summary

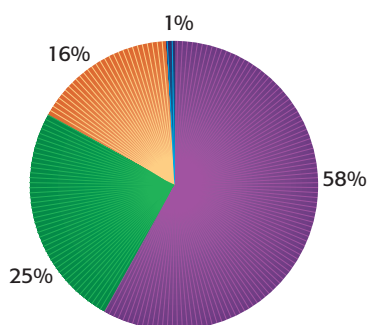
as at 31st December

HK\$ million	2003	2002	2001	2000	1999	1998	1997	1996
Property, plant and equipment	<b>1,804</b>	1,992	2,137	2,267	2,328	2,336	1,700	1,627
Interests in associates	<b>23,681</b>	22,213	17,925	18,457	10,881	8,888	8,188	95
Interests in jointly controlled entities	<b>4,836</b>	4,538	4,606	4,791	2,591	2,276	1,629	1,000
Interests in infrastructure project investments	<b>1,948</b>	2,465	3,469	4,294	6,280	7,056	5,989	3,762
Investments in securities	<b>2,091</b>	803	759	754	676	–	–	–
Other non-current assets	<b>36</b>	43	43	39	11	6	4	2
Current assets	<b>8,077</b>	8,121	5,193	4,034	3,171	2,838	3,689	4,873
Total assets	<b>42,473</b>	40,175	34,132	34,636	25,938	23,400	21,199	11,359
Current liabilities	<b>(2,009)</b>	(2,939)	(4,726)	(4,526)	(609)	(686)	(727)	(2,639)
Non-current liabilities	<b>(11,230)</b>	(10,487)	(4,591)	(7,087)	(4,055)	(3,203)	(3,210)	(157)
Minority interests	<b>(209)</b>	(219)	(224)	(256)	(253)	(256)	(10)	(5)
Total liabilities	<b>(13,448)</b>	(13,645)	(9,541)	(11,869)	(4,917)	(4,145)	(3,947)	(2,801)
Net assets	<b>29,025</b>	26,530	24,591	22,767	21,021	19,255	17,252	8,558

## Per Share Data

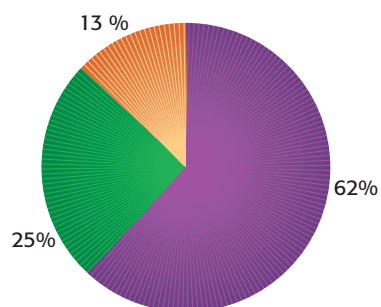
HK\$	2003	2002	2001	2000	1999	1998	1997	1996
Earnings per share	<b>1.49</b>	1.48	1.40	1.38	1.35	1.23	1.13	0.72
Dividends per share	<b>0.715</b>	0.68	0.63	0.60	0.42	0.38	0.32	0.16
Net book value per share	<b>12.88</b>	11.77	10.91	10.10	9.33	8.54	7.65	6.26

## 2003 Profit Contribution by Business Segment



- Investment in Hongkong Electric
- Infrastructure Investments – Australia
- Infrastructure Investments – Mainland China & Others
- Infrastructure Related Business

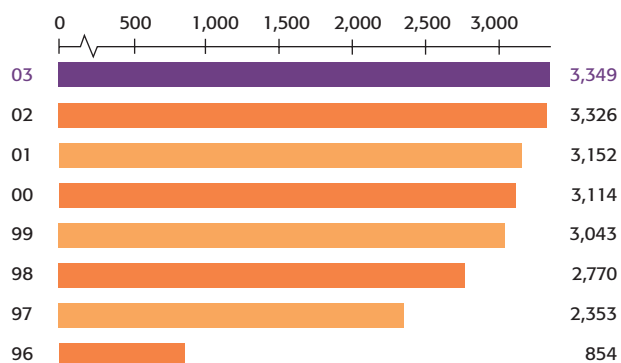
## 2003 Profit Contribution by Geographic Region



- Hong Kong
- Australia
- Mainland China & Others

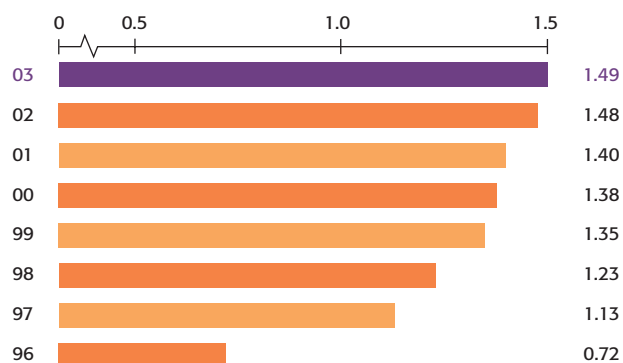
## Profit Attributable to Shareholders

HK\$ million



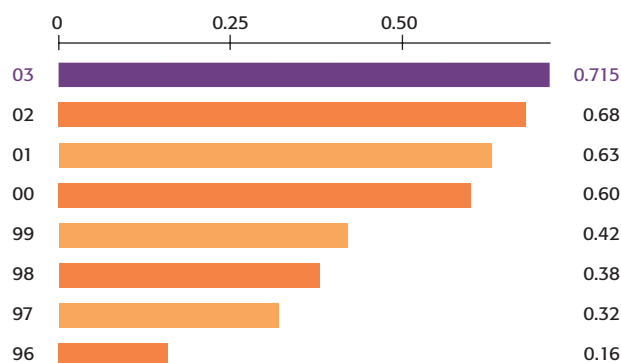
## Earnings Per Share

HK\$



## Dividends Per Share

HK\$



## Net Book Value Per Share

HK\$

