

Ten Years' Financial Summary

Year		1994	1995	1996	1997	1998	1999	2000	2001	2002	2003
Turnover	HK\$M	1,125	1,173	1,280	1,094	964	889	777	1,403	1,345	1,041
Profit/(loss) attributable to shareholders	HK\$M	130	356 [#]	151	152	(275) [#]	121	127	282	341 ^Δ	265
Dividends	HK\$M	122	132	132	132	100	100	100	100	100	100
Shareholders' funds*	HK\$M	4,152	3,853	4,357	4,181	3,139	3,118	3,016	2,912	3,060 ^Δ	3,006
Basic earnings/(loss) per share	Cent	47.2	99.9 [#]	42.3	42.7	(77.2) [#]	34.0	35.5	79.1	95.8 ^Δ	74.3
Dividend per share	Cent	37.0	37.0	37.0	37.0	28.0	28.0	28.0	28.0	28.0	28.0
Dividend cover	Times	1.1	2.7 [#]	1.1	1.2	–	1.2	1.3	2.8	3.4 ^Δ	2.6
Return/(loss) on equity*	%	3.1	9.2 [#]	3.5	3.6	(8.8) [#]	3.9	4.2	9.7	11.1 ^Δ	8.8
Net assets per share*	HK\$	11.7	10.8	12.2	11.7	8.8	8.8	8.5	8.2	8.6 ^Δ	8.4

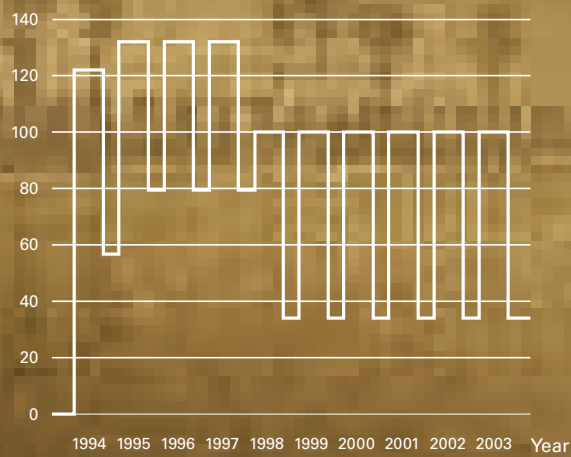
* These items have been affected by property revaluation.

These items have been affected by exceptional item.

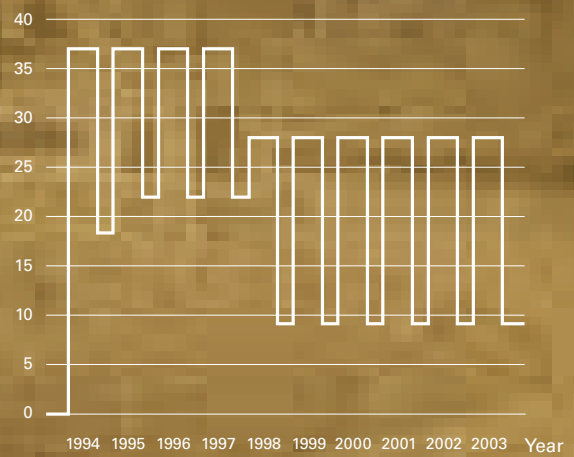
Δ These items have been restated as a result of change in accounting policy as set out in note 1.

Ten Years' Financial Summary *(Continued)*

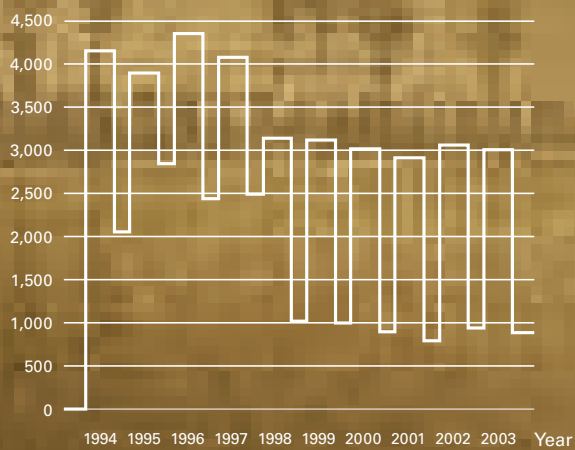
Dividends
\$ Million



Dividend per share
Cent



Shareholders' funds
\$ Million



Net assets per share
Dollar

