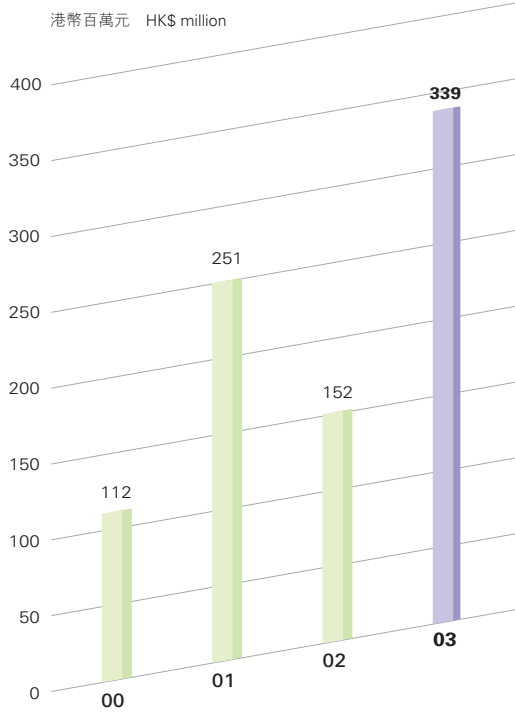


股東應佔盈利

Profit attributable to shareholders

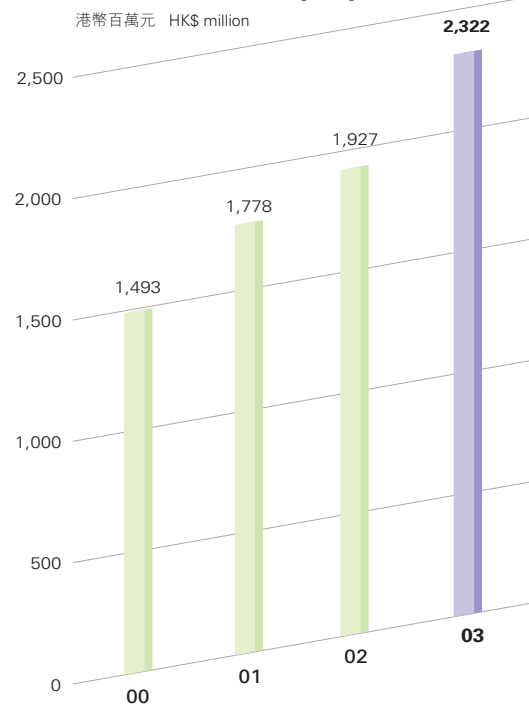
港幣百萬元 HK\$ million



股東權益

Shareholders' equity

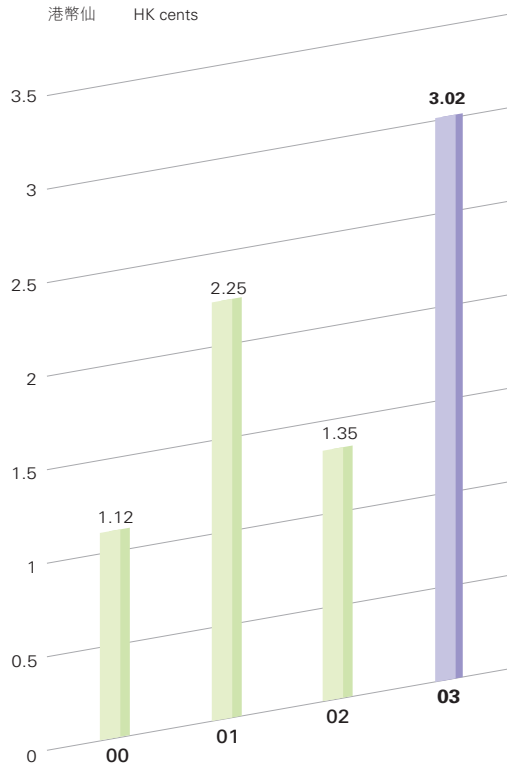
港幣百萬元 HK\$ million



每股盈利 (基本)

Earnings per share (basic)

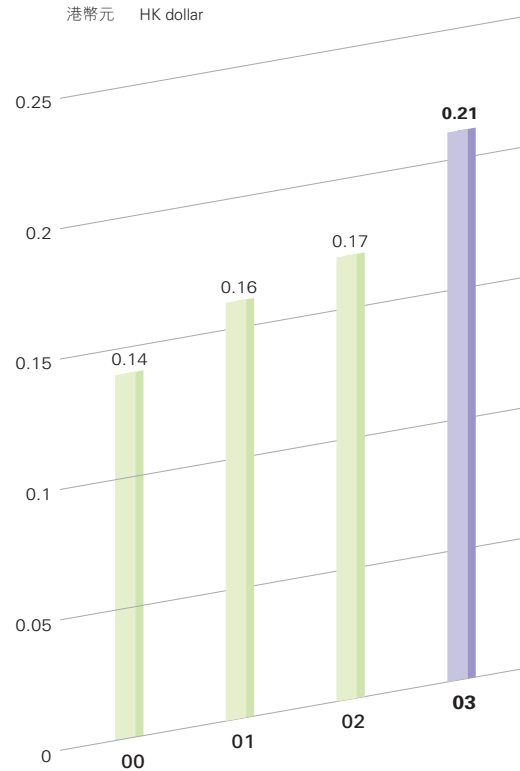
港幣仙 HK cents



每股淨資產值

Net assets per share

港幣元 HK dollar



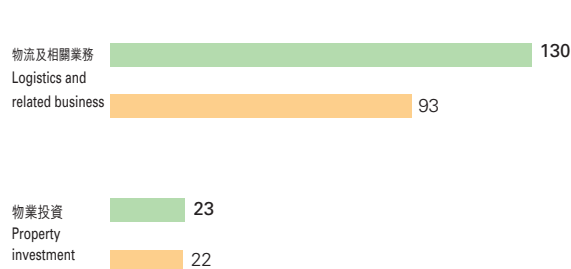
		2003 港幣百萬元 HK\$ million	2002 港幣百萬元 HK\$ million
業績	Results		
營業額	Turnover		
本公司及附屬公司	Company and subsidiaries	153	115
所佔聯營公司及 共同控股合資公司	Share of associates and jointly-controlled entities	520	506
		673	621
經營業務之盈利	Operating profit	59	84
除稅前盈利	Profit before taxation	388	176
股東應佔盈利	Profit attributable to shareholders	339	152
每股盈利(港幣仙)	Earnings per share (HK cents)	3.02	1.35
財務狀況	Financial Position		
總資產值	Total assets	3,092	3,389
淨資產值	Net assets	2,322	1,927
借貸淨額	Net borrowings	345	653
借貸淨額與股東權益比率	Ratio of net borrowings to shareholders' equity	15%	34%
每股淨資產(港幣元)	Net assets per share (HK dollar)	0.21	0.17

營業額 Turnover



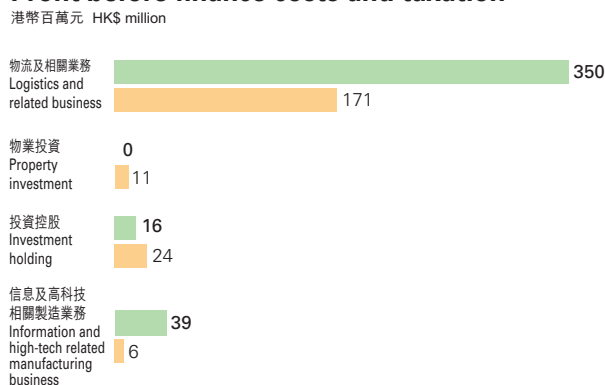
營業額 Turnover

港幣百萬元 HK\$ million



除財務成本及稅前盈利

港幣百萬元 HK\$ million



按主要業務分析之營業額及除稅前盈利

ANALYSIS OF TURNOVER AND PROFIT BEFORE TAXATION BY PRINCIPAL ACTIVITIES

港幣百萬元 HK\$ million		營業額 Turnover					分佔聯營 公司及共同 控權合資 公司盈利 Share of profit of associates and jointly- controlled entities	除稅前 盈利 Profit before taxation
		本公司及 附屬公司 Company and subsidiaries	應佔聯營 公司及共同 控權合資 公司部份 Share of associates and jointly- controlled entities [#]	經營盈利 之貢獻 Contribution to operating profit		總額 Total [#]		
2003								
物流及相關業務	Logistics and related business	130	171	301	44	306	350	
物業投資	Property investment	23	—	23	—	—	—	
投資控股	Investment holding	—	—	—	16	—	16	
信息及高科技相關 製造業務	Information and high-tech related manufacturing business	—	349	349	—	39	39	
		<u>153</u>	<u>520</u>	<u>673</u>	<u>60</u>	<u>345</u>	<u>405</u>	
財務成本	Finance costs						(17)	
除稅前盈利	Profit before taxation						<u>388</u>	
2002								
物流及相關業務	Logistics and related business	93	185	278	49	122	171	
物業投資	Property investment	22	—	22	11	—	11	
投資控股	Investment holding	—	—	—	24	—	24	
信息及高科技相關 製造業務	Information and high-tech related manufacturing business	—	321	321	—	6	6	
		<u>115</u>	<u>506</u>	<u>621</u>	<u>84</u>	<u>128</u>	<u>212</u>	
財務成本	Finance costs						(36)	
除稅前盈利	Profit before taxation						<u>176</u>	

[#] 僅供參考 For reference only

財務資料概要

本集團最近五個財政年度之業績與資產及負債概要(摘錄自經審核財務報表, 並已適當地在下文重新分類)。

SUMMARY FINANCIAL INFORMATION

A summary of the published results and of the assets and liabilities of the Group for the last five financial years, as extracted from the audited financial statements and reclassified as appropriate, is set out below.

		截至十二月三十一日止年度 Year ended 31 December				
		2003 港幣千元 HK\$'000	2002 港幣千元 HK\$'000	2001 港幣千元 HK\$'000	2000 港幣千元 HK\$'000	1999 港幣千元 HK\$'000
業績	Results					
營業額	Turnover	153,057	114,912	491,872	654,504	139,614
除稅前盈利/ (虧損)	Profit/(loss) before taxation	387,533	176,086	288,633	121,149	(103,369)
稅項	Taxation	(48,287)	(21,461)	(11,736)	(15,388)	(3,238)
未計少數股東權益 之盈利/(虧損)	Profit/(loss) before minority interests	339,246	154,625	276,897	105,761	(106,607)
少數股東權益	Minority interests	(489)	(2,851)	(26,201)	6,460	5,830
股東應佔 盈利/(虧損)	Profit/(loss) attributable to shareholders	338,757	151,774	250,696	112,221	(100,777)
		於十二月三十一日 As at 31 December				
		2003 港幣千元 HK\$'000	2002 港幣千元 HK\$'000	2001 港幣千元 HK\$'000	2000 港幣千元 HK\$'000	1999 港幣千元 HK\$'000
資產及負債	Assets and Liabilities					
固定資產	Fixed assets	212,323	212,898	244,592	1,059,508	146,984
投資物業	Investment properties	229,000	240,000	243,000	271,626	232,000
於聯營公司之權益	Interests in associates	2,260,194	2,041,859	2,090,106	475,693	403,546
於共同控股合資 公司之權益	Interests in jointly- controlled entities	154,546	158,458	41,680	95,619	10,371
投資證券	Investment securities	230,068	177,151	155,640	10,903	124,498
無形資產	Intangible assets	—	—	—	525,697	—
其他長期資產	Other non-current assets	—	7,753	—	112,419	10,000
商譽及 負商譽	Goodwill and negative goodwill	(169,621)	(210,989)	(153,625)	—	—
流動資產/ (負債)淨值	Net current assets/ (liabilities)	20,416	169,546	6,356	(59,980)	(65,984)
非流動負債	Non-current liabilities	(610,911)	(825,956)	(482,890)	(567,735)	(78,971)
少數股東權益	Minority interests	(3,841)	(43,934)	(366,937)	(430,366)	(7,101)
淨資產值	Net assets	2,322,174	1,926,786	1,777,922	1,493,384	775,343
已發行股本	Issued capital	1,121,721	1,121,721	1,121,521	1,110,084	540,276
儲備	Reserves	1,200,453	805,065	656,401	383,300	235,067
股東權益	Shareholders' equity	2,322,174	1,926,786	1,777,922	1,493,384	775,343