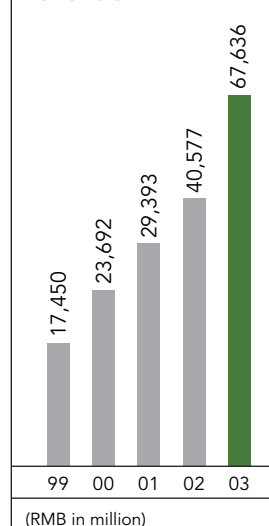


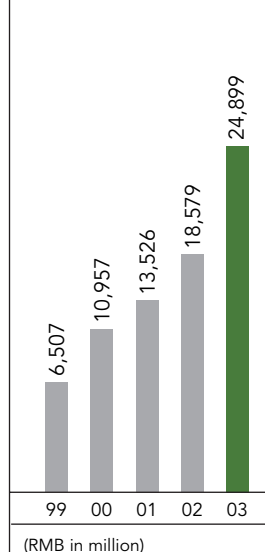
Financial Highlights

Actual	2003 RMB in million	2002 RMB in million (As restated)
Total Operating Revenue	67,636	40,577
Net Profit	4,217	4,598
Basic Earnings Per Share	RMB33.6 cents	RMB36.6 cents
Diluted Earnings Per Share	RMB33.6 cents	RMB36.6 cents
EBITDA	24,899	18,579

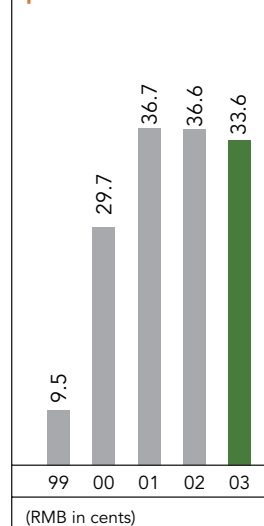
Total operating revenue



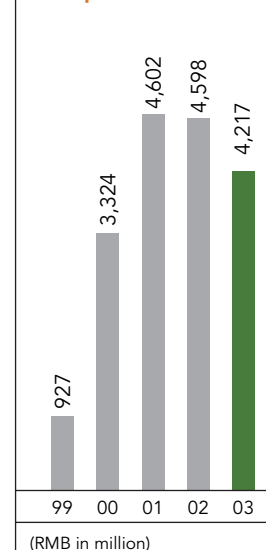
EBITDA



Basic earnings per share



Net profit



Combined Pro forma

	2003 RMB in million	2002 RMB in million
Total Operating Revenue	72,327	51,537
Net Profit	5,772	5,448
EBITDA	27,197	23,957

Note: Unaudited combined pro forma information is prepared on the assumption that (1) the acquisition by the Company of the cellular assets and businesses in 9 provinces, municipalities and autonomous regions including Jilin in 2002, (2) the acquisition by the Company of the cellular assets and businesses in 9 provinces and autonomous regions including Shanxi in 2003 and (3) the sale by the Company of Guoxin Paging in 2003 had all been undertaken before 1 January 2002.