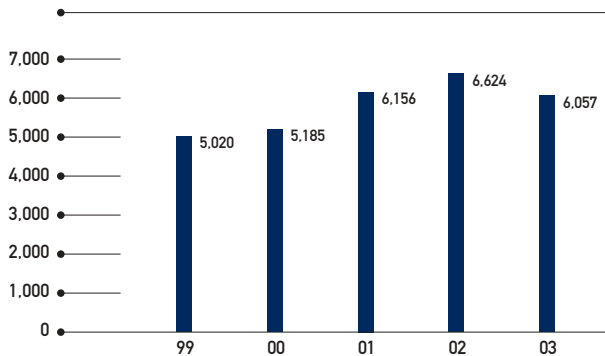


# Financial Highlights

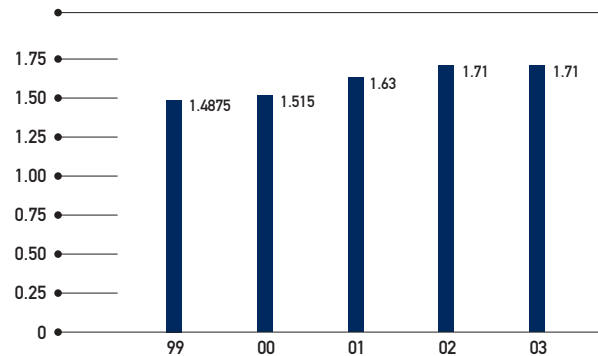
HK\$ million	2003	2002	2001	2000	1999
Turnover	<b>11,250</b>	11,605	10,867	10,643	9,690
Profit attributable to shareholders	<b>6,057</b>	6,624	6,156	5,185	5,020
Dividends	<b>3,650</b>	3,650	3,479	3,233	3,088
Fixed assets	<b>45,024</b>	45,202	43,955	41,592	39,661
Shareholders' funds	<b>35,311</b>	32,480	29,290	26,408	23,200
HK\$					
Earnings per share	<b>2.84</b>	3.10	2.88	2.45	2.45
Dividends per share	<b>1.71</b>	1.71	1.63	1.515	1.4875

Note: In order to comply with Hong Kong Statement of Standard Accounting Practice 12 (revised) "Income Taxes", the Group adopted a new accounting policy for income taxes in 2003. Figures for the years from 1999 to 2002 have been adjusted for comparison purposes.

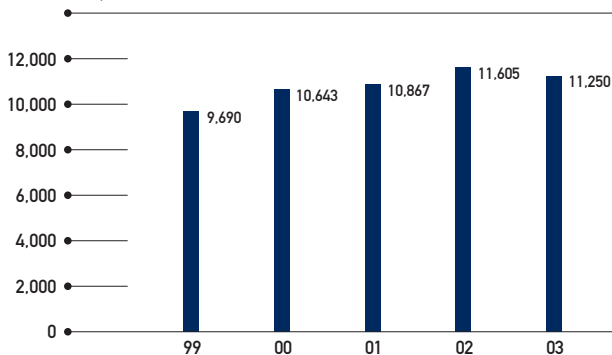
**Profit Attributable To Shareholders**  
HK\$ million



**Dividends Per Share**  
HK\$



**Turnover**  
HK\$ million



**Fixed Assets**  
HK\$ million

