

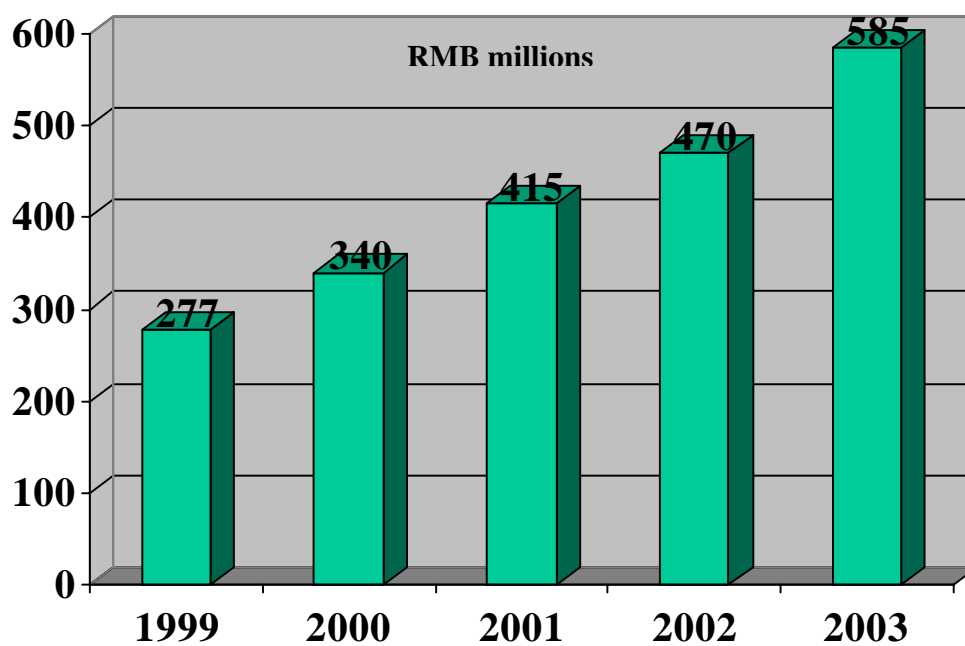
2. FINANCIAL HIGHLIGHTS

Five-Year Statistics

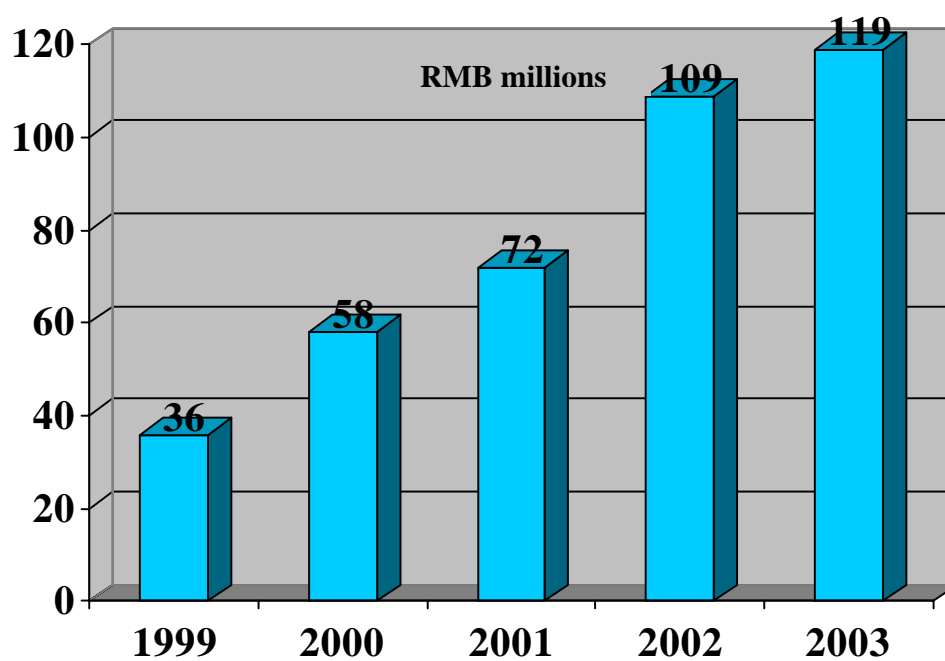
(Financial figures are expressed in Renminbi
("RMB") million)

	<u>For the year ended 31 December</u>				
	2003	2002	2001	2000	1999
<hr/>					
Results					
Turnover	<u>585</u>	<u>470</u>	<u>415</u>	<u>340</u>	<u>277</u>
Profit attributable to shareholders	<u>108</u>	<u>93</u>	<u>59</u>	<u>48</u>	<u>29</u>
Assets and liabilities					
Non-current assets	<u>86</u>	<u>77</u>	<u>51</u>	<u>39</u>	<u>34</u>
Current assets	<u>607</u>	<u>282</u>	<u>250</u>	<u>200</u>	<u>148</u>
Current liabilities	<u>100</u>	<u>155</u>	<u>150</u>	<u>111</u>	<u>77</u>
Net current assets	<u>507</u>	<u>127</u>	<u>100</u>	<u>89</u>	<u>71</u>
Total assets less current liabilities	<u>593</u>	<u>204</u>	<u>151</u>	<u>128</u>	<u>105</u>
Non-current liabilities	<u>-</u>	<u>-</u>	<u>-</u>	<u>-</u>	<u>-</u>
Shareholders' Equity	<u>593</u>	<u>204</u>	<u>151</u>	<u>128</u>	<u>105</u>

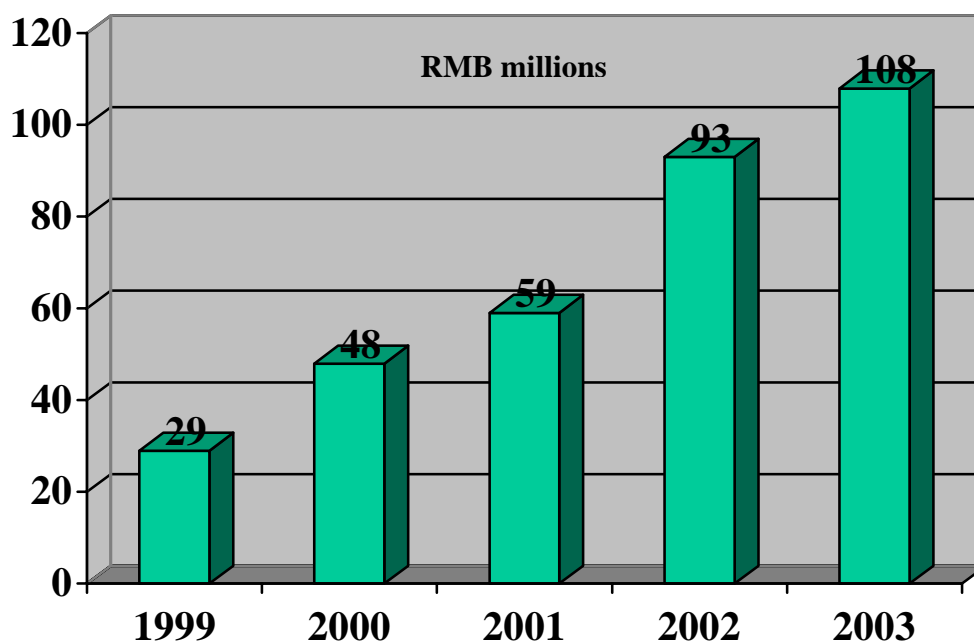
2.1 Turnover



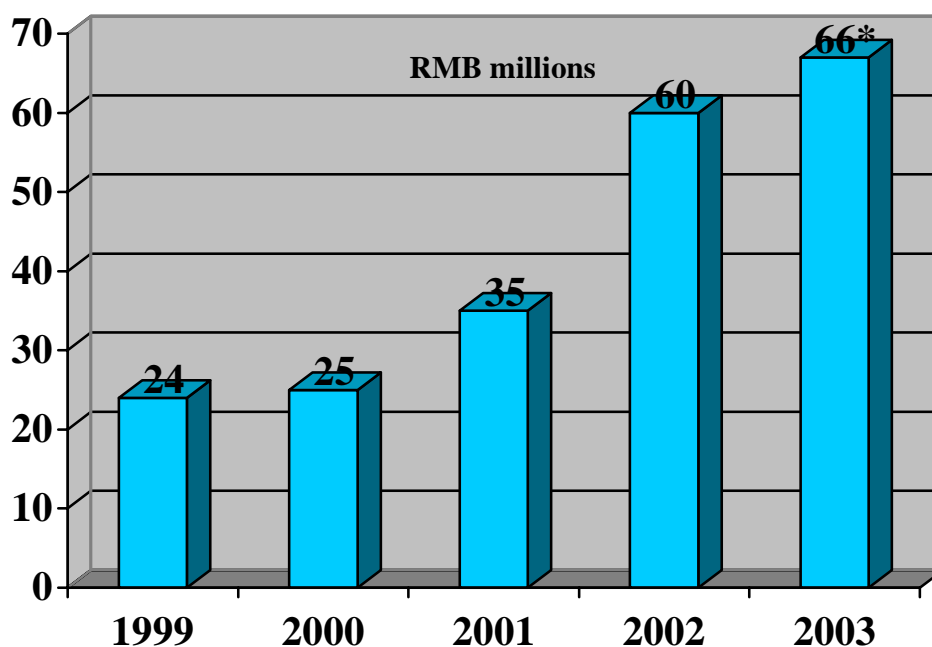
2.2 Profit from Operations



2.3 Profit Attributable to Shareholders



2.4 Dividend History



* Subject to the approval of the shareholders of the Company at the forthcoming annual general meeting of a final dividend of RMB0.23 per share, totaling RMB31.236 million