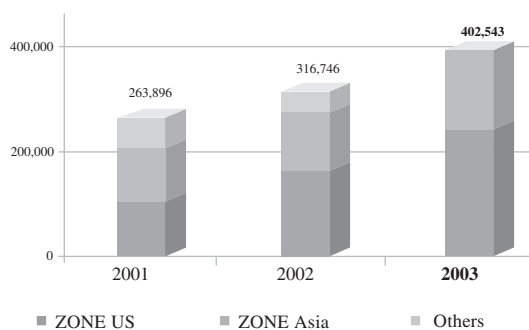


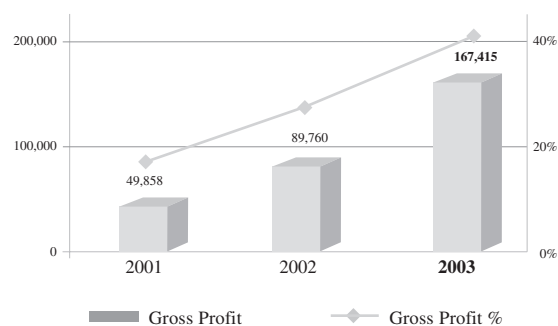
## Financial Highlights

	2003 HK\$'000	2002 HK\$'000	% change
<b>Turnover</b>			
Telecommunication services			
• North America (ZONE US)	264,997	177,464	+49%
• Asia Pacific (ZONE Asia)	133,131	121,079	+10%
Others	4,415	18,203	-76%
	<b>402,543</b>	316,746	+27%
<b>Gross Profit</b>	<b>167,415</b>	89,760	+87%
<b>EBITDA</b>	<b>23,804</b>	(109,084)	
<b>Net Loss</b>	<b>(19,756)</b>	(186,274)	
<b>Net Current Assets</b>	<b>22,776</b>	3,018	+655%

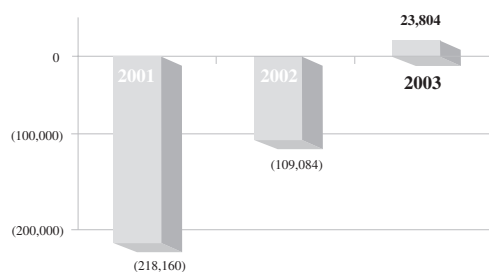
**Turnover (HK\$'000)**



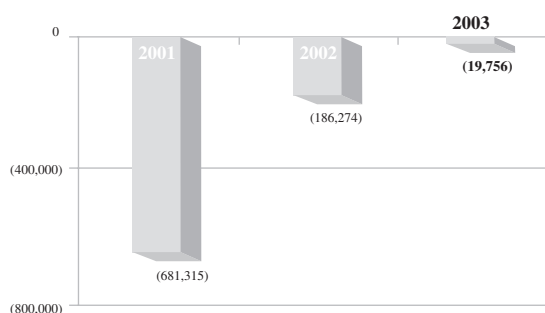
**Gross Profit (HK\$'000) and Gross Profit as % of Turnover**



**EBITDA (HK\$'000)**



**Net Loss (HK\$'000)**



e-KONG Group's principal operating subsidiaries are in the business of providing telecommunication services. The Company is listed on the main board of the Hong Kong Stock Exchange (SEHK:524) and maintains a sponsored Level 1 ADR programme through The Bank of New York (Ticker Symbol:EKONY).

The Group's key operating business ZONE, presently operating in the United States, Hong Kong and Singapore, provides a broad range of telecommunication services utilising its web-enabled technology that offers customers a wide selection of voice and data-related services from multiple providers while empowering them with the tools to manage their telecommunication needs.