

Financial Review

FIVE YEAR FINANCIAL SUMMARY

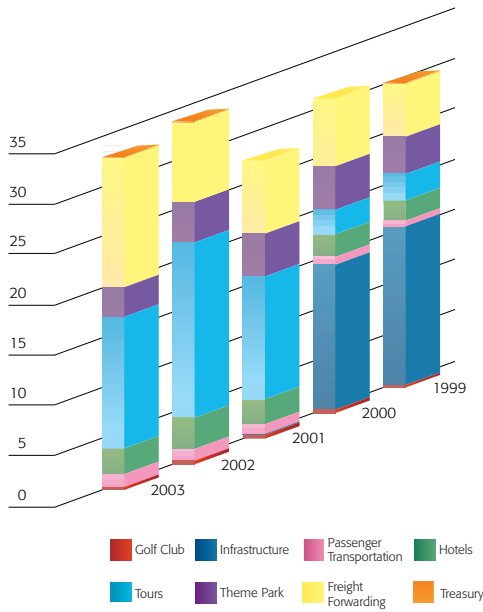
A summary of the published results and of the assets and liabilities of the Group for the last five financial years, as extracted from the published audited financial statements and restated/reclassified as appropriate, is set out below. The amounts for each year in the five year summary have been adjusted for the effects of the prior year adjustments as detailed in notes 2, 5 and 33 to the financial statements.

	2003	2002	2001	2000	1999
	HK\$'000	HK\$'000	HK\$'000	HK\$'000	HK\$'000
		(Restated)	(Restated)	(Restated)	(Restated)
Results					
Turnover	3,300,916	3,401,695	2,758,579	3,134,170	3,025,880
Net profit/(loss) from ordinary activities attributable to shareholders	(39,810)	532,598	619,765	145,540	248,515
Dividends	169,298	380,118	374,679	130,044	65,022
Assets and liabilities					
Total assets	11,217,949	10,511,541	10,638,392	8,524,603	11,666,428
Total liabilities	3,965,886	2,691,654	2,950,747	2,311,826	5,474,992
Total liabilities (excluding minority interests)	3,631,131	2,358,827	2,597,744	1,994,575	4,169,604

Financial Review

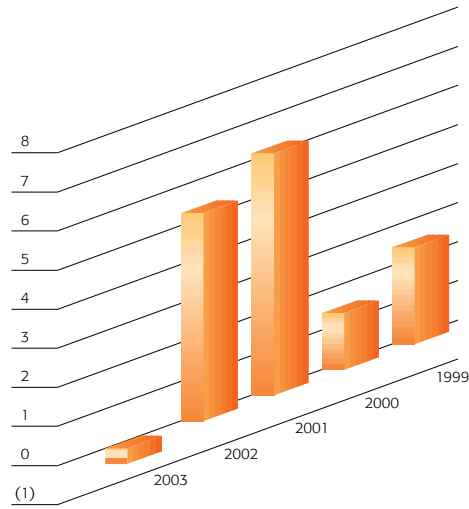
Turnover by Principal Activities

HKD (100 million)



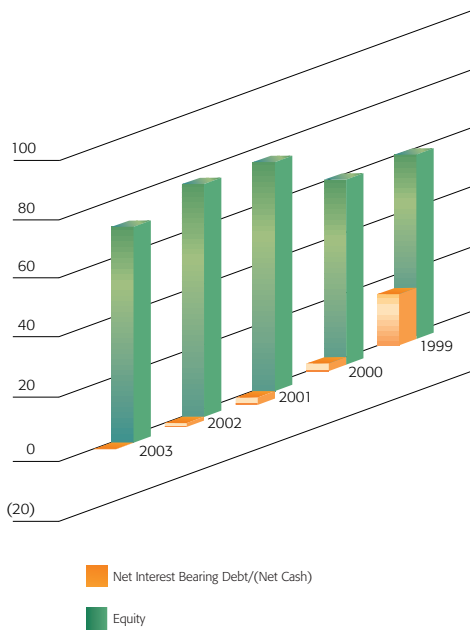
Profit/(Loss) Attributable to Shareholders

HKD (100 million)



Net Debt to Equity

HKD (100 million)



Debt Maturity Profile

HKD (100 million)

