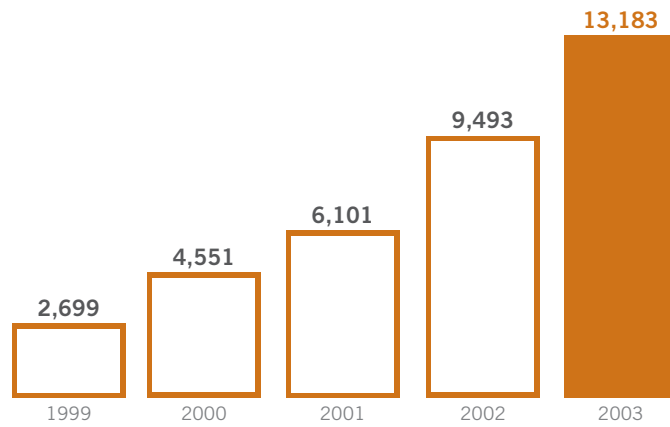
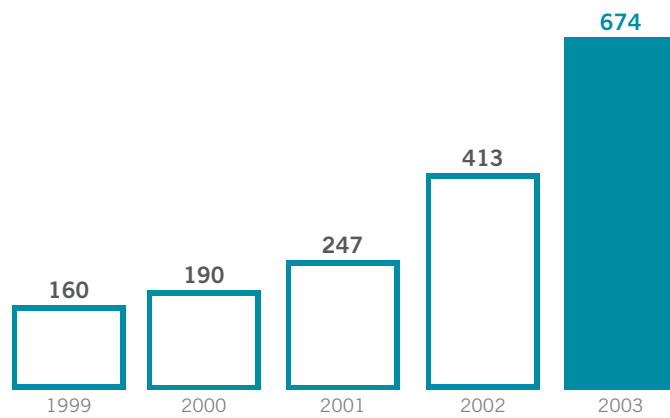


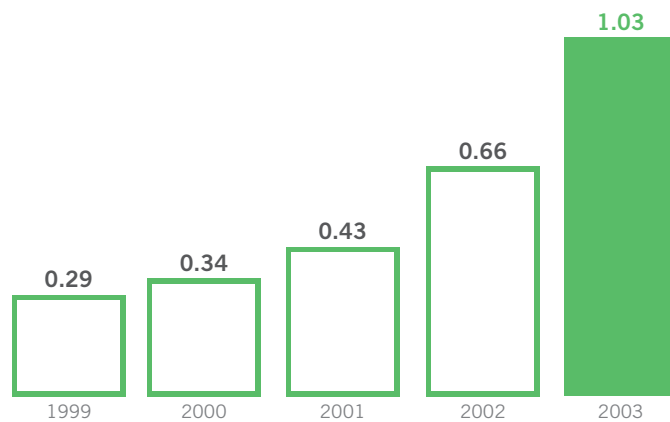
financial highlights



turnover HK\$ million

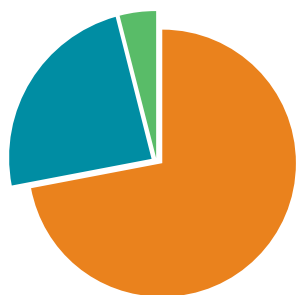


profit for the year HK\$ million



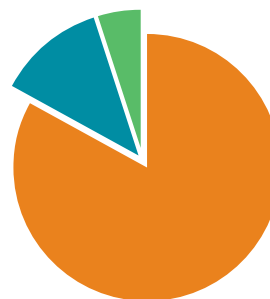
basic earnings per share HK\$

	2003 HK\$ m	2002 HK\$ m	Changes %
		(As restated)	
OPERATIONS			
Turnover	13,183	9,493	+38.9
Operating profit before interest and taxation	865	580	+49.1
Profit for the year	674	413	+63.2
Earnings per share, basic (HK\$)	1.03	0.66	+56.1
Dividend per share (cents)	25.00	16.00	+56.3
FINANCIAL POSITION AT YEAR END			
Total assets	9,646	6,423	+50.2
Net current assets	1,985	1,155	+71.9
Shareholders' funds	2,513	1,828	+37.5
Capital expenditure	242	241	–
Return on equity (%)	26.8	22.6	+18.6
Net book value per share (HK\$)	3.79	2.83	+33.9



turnover by principal activity

- power equipment products 72%
- floor care appliances 24%
- solar powered lighting and electronic measuring products 4%



turnover by geographical market location

- north america 83%
- europa 12%
- other countries 5%