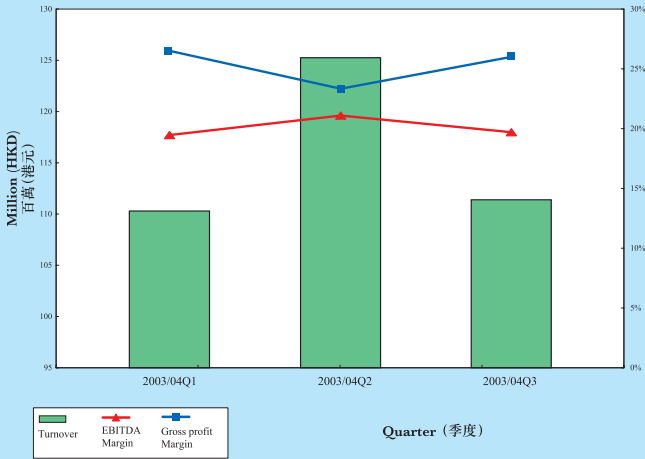
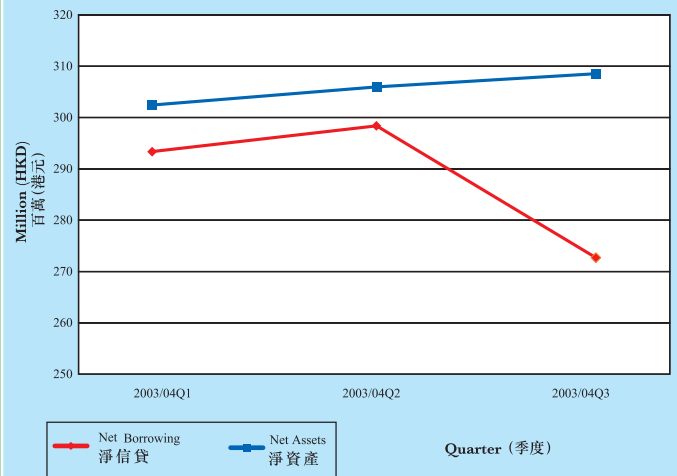


Other Information (1) 其他資料 (1)

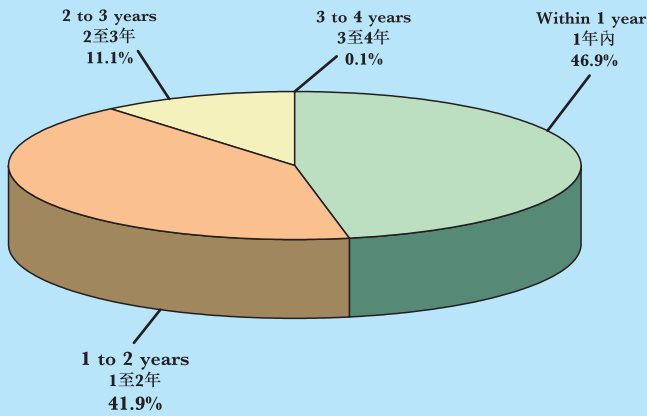
Turnover, EBITDA margin and gross profit margin of the Group for the recent 3 quarters
本集團最近三個季度的營業額，未計利息、稅項、折舊及攤銷之邊際盈利率和毛利率



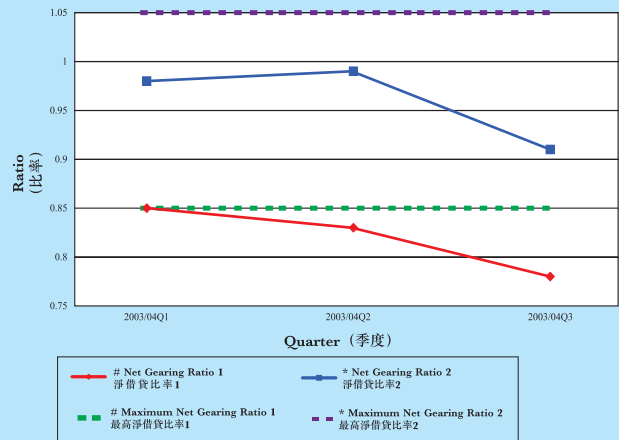
Net borrowing and Net assets of the Group as at 31st January 2004
於2004年1月31日本集團的淨借貸及淨資產



Maturity of finance lease & term loan of the Group as at 31st January 2004
於2004年1月31日本集團的融資租賃及有期貸款之到期分佈
(Total 總額: HKD179,009,000)

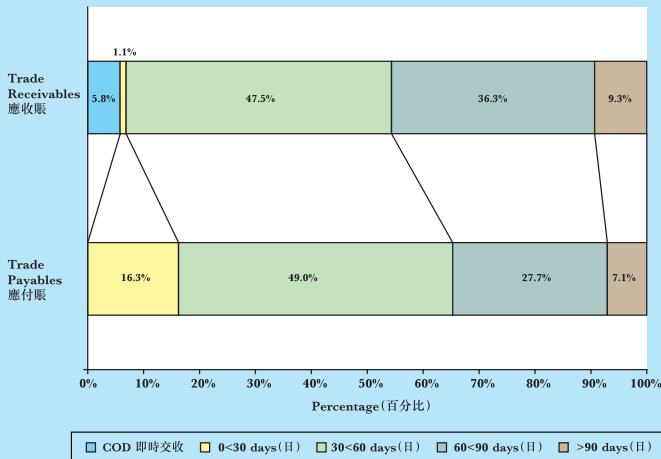


Net gearing ratio trend of the Group for the recent 3 quarters
集團最近三季的淨借貸比率趨勢

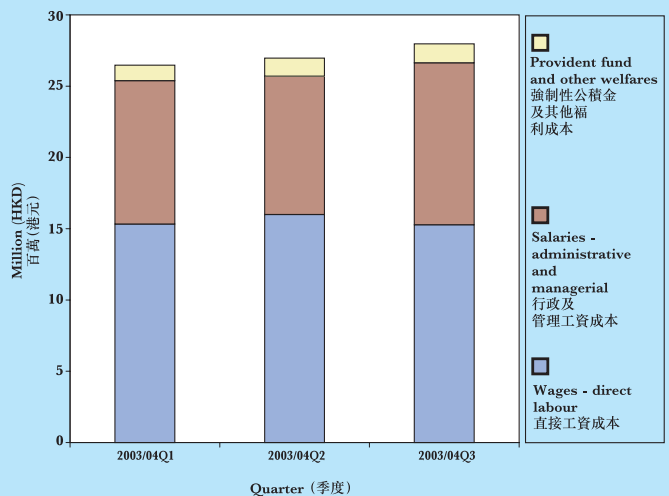


* The ratio of (total borrowings plus bills payable and contingent liabilities less total cash and bank deposits) over (net tangible assets less proposed final dividend)
(借貸總額加應付票據及或然負債減現金及銀行存款總額)與(有形資產淨值減建議末期股息)之比率
The ratio of (total borrowings plus bills payable less total cash and bank deposits and investment) over (net tangible assets plus minority interests less proposed final dividend)
(借貸總額加應付票據減現金及銀行存款及投資總額)與(有形資產淨值加少數股東權益減建議末期股息)之比率

Aging analysis of trade receivables and payables for coils manufacturing segment for the nine months ended 31st January 2004
截至2004年1月31日止9個月，按信貸期劃分涉及線圈製造業務的應收賬及應付賬之分析



Details of Human Resources costs for the 3 quarters ended 31st January 2004
截至2004年1月31日止三個月，人力資源成本的明細



2003/04Q1: For the period from 1st May 2003 to 31st July 2003 (由2003年5月1日至2003年7月31日期間)
2003/04Q2: For the period from 1st August 2003 to 31st October 2003 (由2003年8月1日至2003年10月31日期間)
2003/04Q3: For the period from 1st November 2003 to 31st January 2004 (由2003年11月1日至2004年1月31日期間)