

Financial Highlights

RESULTS

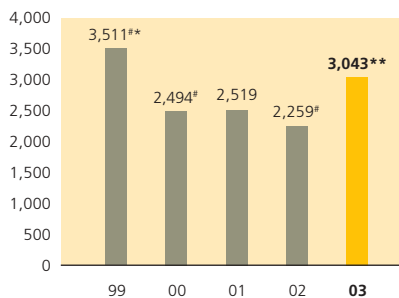
	2003 HK\$ Million	2002 HK\$ Million (restated)
Turnover	11,253	11,333
Operating profit before depreciation, amortisation, interest and tax	6,342	6,549
Profit attributable to shareholders	3,043	2,259
Earnings per share	HK\$1.24	HK\$0.92
Dividend per share	60.75 cents	56.00 cents

FINANCIAL POSITION

Total assets	81,162	81,122
Net debts	17,006	20,454
Shareholders' equity	51,628	47,734
Net assets per share	HK\$21.09	HK\$19.50
Net debts to total assets (excluding cash)	21.4%	25.9%
Net debts to shareholders' equity	32.9%	42.9%

GROUP PROFIT TO SHAREHOLDERS

(HK\$ Million)



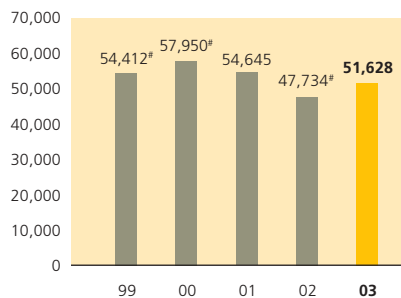
Restated

* 1999 figure included deemed profit on disposal of 20.6% i-CABLE shares

** 2003 figure included deemed profit arising from the distribution of 12.1% i-CABLE shares as part of the interim dividend for the year

SHAREHOLDERS' FUNDS

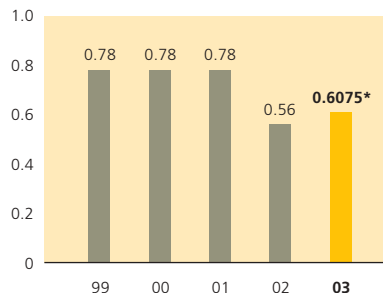
(HK\$ Million)



Restated

DIVIDEND PER SHARE

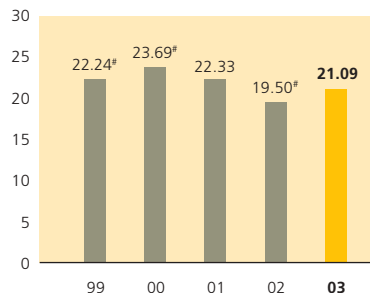
(HK\$)



* 2003 figure included distribution in specie in the form of i-CABLE shares equivalent to HK\$0.2075 per share

NET ASSETS VALUE PER SHARE

(HK\$)



Restated