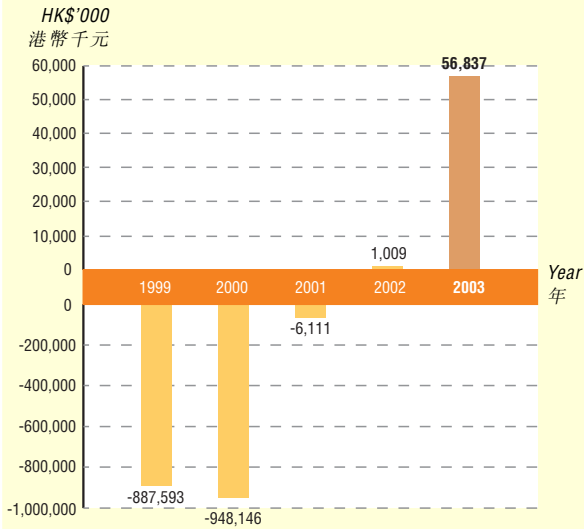


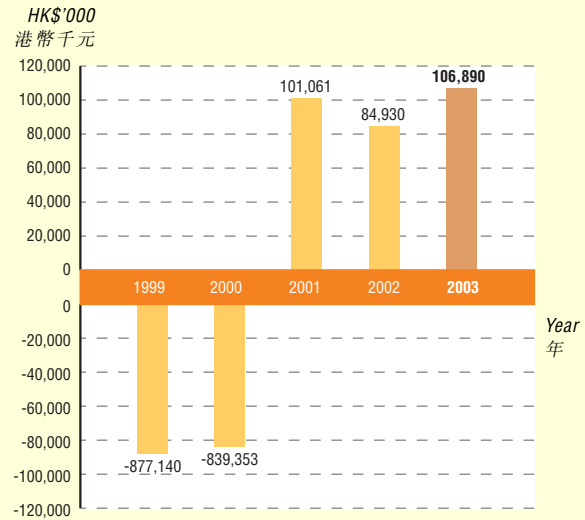
## Financial Highlights 財務概況

		2003 二零零三年 HK\$'000 港幣千元	2002 二零零二年 HK\$'000 港幣千元	Change 變動
<b>RESULTS</b>				
	<b>業績</b>			
Turnover	營業額	<b>83,613</b>	261,049	-68%
Earnings before interest and tax	除利息及稅項前盈利	<b>106,890</b>	84,930	26%
Profit attributable to shareholders	股東應佔盈利	<b>56,837</b>	1,009	5,533%
Return on shareholders' equity (%)	股東資金回報 (%)	<b>5.84</b>	0.11	5,209%
Earnings per share (HK cents)	每股盈利 (港仙)	<b>2.23</b>	0.04	5,475%
<b>FINANCIAL POSITION</b>				
	<b>財務狀況</b>			
Total assets	資產總額	<b>2,069,604</b>	2,317,848	-11%
Total debts	負債總額	<b>1,069,208</b>	1,364,858	-22%
Shareholders' equity	股東權益	<b>1,000,396</b>	946,101	6%
Net asset value per share (HK\$)	每股資產淨值 (港幣元)	<b>0.393</b>	0.371	6%
Gearing (%)	資產負債比率 (%)	<b>52</b>	59	-12%
Current ratio (%)	流動比率 (%)	<b>121</b>	50	142%
Interest cover (%)	利息覆蓋比率 (%)	<b>341</b>	131	160%
<b>MARKET INFORMATION</b>				
	<b>市場資料</b>			
Share price at year end (HK\$)	年終時之股價 (港幣元)	<b>0.325</b>	0.185	76%
Price earnings ratio at year end (times)	年終時之市盈率 (倍)	<b>15</b>	463	-97%
Market capitalisation at year end	年終時之資本市值	<b>828,201</b>	471,438	76%

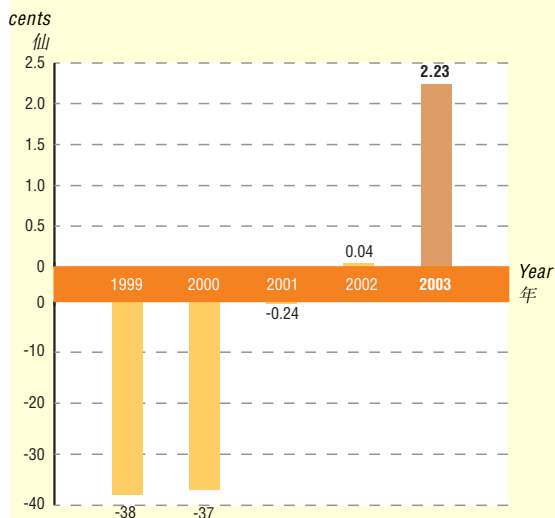
**Profit/(Loss) attributable to shareholders**  
股東應佔盈利／(虧損)



**Earnings/(Loss) before interest and tax**  
除利息及稅項前盈利／(虧損)



**Earnings/(Loss) per share**  
每股盈利／(虧損)



**Gearing ratio**  
資產負債比率

