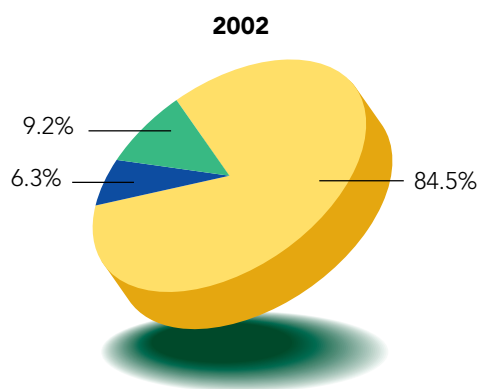
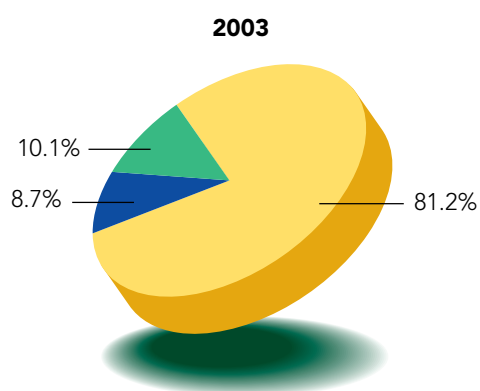


# Financial Highlights

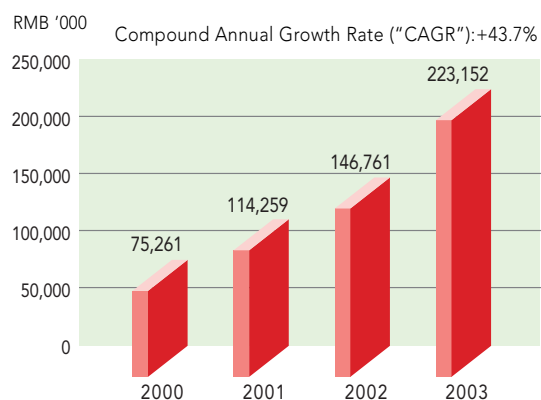
	Year ended 31st December		
	2003	2002	% of change
	RMB'000	RMB'000	
Turnover	223,152	146,761	+52.1%
Profit attributable to shareholders	54,680	33,926	+61.2%
Earnings per share – basic (RMB cents)	18	11	+63.6%
Return on total assets	19.3%	17.4%	+1.9%
Total assets	283,850	194,535	+45.9%
Shareholders' equity	85,888	42,272	+103.2%
Gross profit margin	38.8%	38.0%	+0.8%
Net profit margin	24.5%	23.1%	+1.4%

## TURNOVER BY GEOGRAPHICAL LOCATION



- PRC
- Hong Kong
- Others

## TURNOVER



## PROFIT ATTRIBUTABLE TO SHAREHOLDERS

