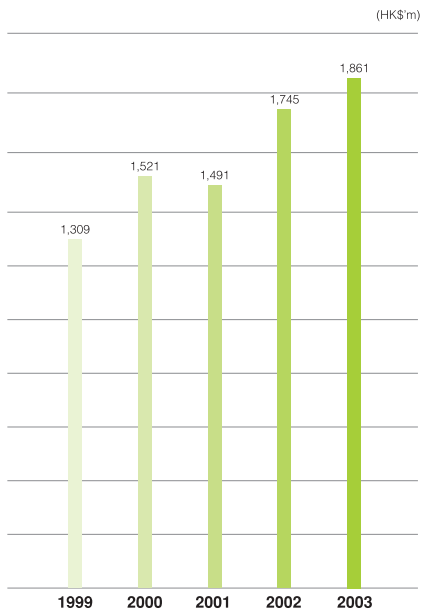


▶▶ Financial Highlights

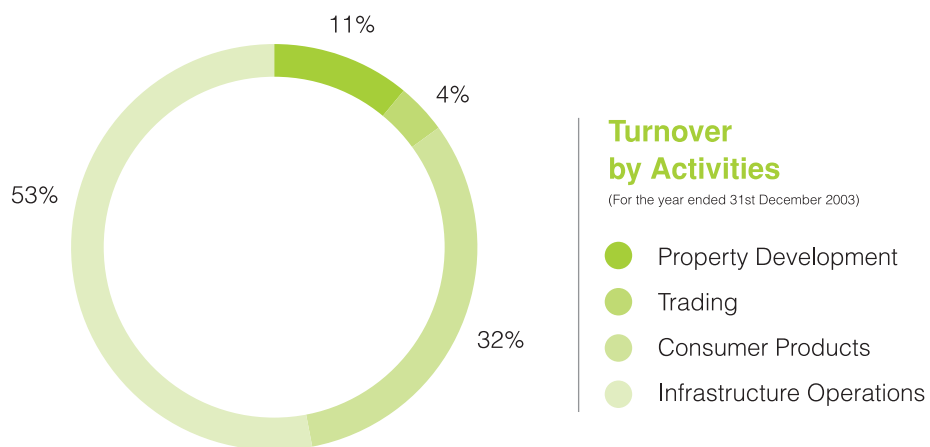
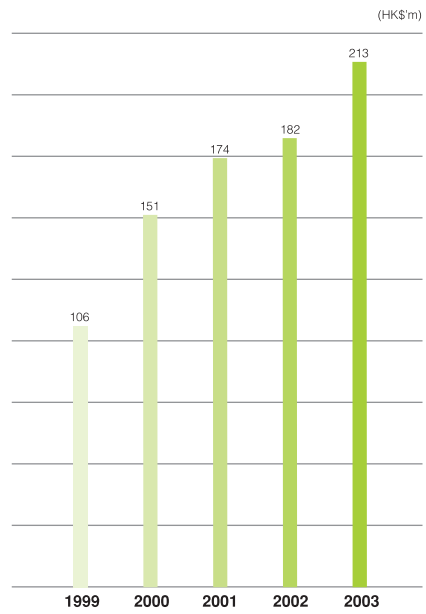
Turnover

(For the years ended 31st December)



Profit Attributable to Shareholders

(For the years ended 31st December)



SEGMENTAL ANALYSIS BY OPERATIONS

Turnover

	Year ended 31st December		Changes (+/-)
	2003 HK\$ million	2002 HK\$ million	
Roads	289	261	+11%
Container handling	376	309	+22%
Cargo handling	326	261	+25%
Winery	603	622	-3%
Property development	199	136	+46%
Trading	68	156	-56%
	1,861	1,745	

Profit Attributable to Shareholders

	Year ended 31st December		Changes (+/-)
	2003 HK\$ million	2002 HK\$ million	
Roads	108	79	+37%
Container handling	80	69	+16%
Cargo handling	(12)	(19)	+37%
Winery	63	69	-9%
Gas fuel supply*	20	49	-59%
Elevator and escalator*	52	38	+37%
Property development	4	2	+100%
Trading	(22)	(55)	+60%
Others	—	(5)	+100%
Net corporate expenses	(80)	(45)	-78%
	213	182	

* The gas fuel supply business and the elevator and escalator operations are conducted through associated companies, and the Group only shares the profits of these operations in proportion to its equity interests in the associated companies.