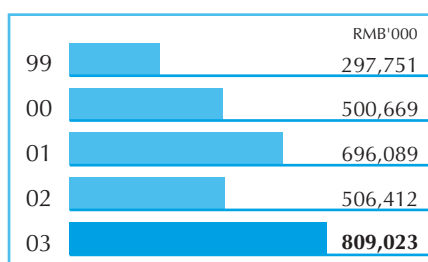


FINANCIAL SUMMARY

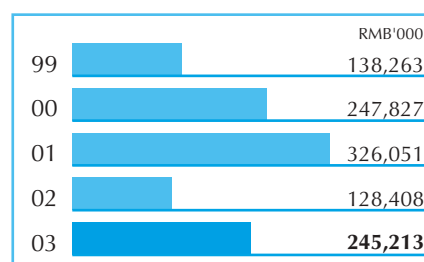
	Year ended 31 December				
	1999 RMB'000 (Note i)	2000 RMB'000 (Note i)	2001 RMB'000	2002 RMB'000	2003 RMB'000
Results					
Turnover	297,751	500,669	696,089	506,412	809,023
Profit before taxation	138,263	247,827	326,051	128,408	245,213
Taxation	(47,474)	(84,442)	(113,986)	(42,073)	(63,177)
Minority interests	–	–	–	–	139
Net profit for the year	90,789	163,385	212,065	86,335	182,175
Dividends	–	30,750	28,415	24,653	54,862
Assets and Liabilities					
Total assets	413,923	657,607	1,240,400	1,547,855	2,312,224
Total liabilities	(261,998)	(373,047)	(214,996)	(464,531)	(1,059,017)
Minority interests	–	–	–	–	(12,361)
Shareholders' funds	151,925	284,560	1,025,404	1,083,324	1,240,846

Note i: The comparative figures of 1999 and 2000 are extracted from the prospectus on initial public offering of shares of the Company dated 29 November 2001.

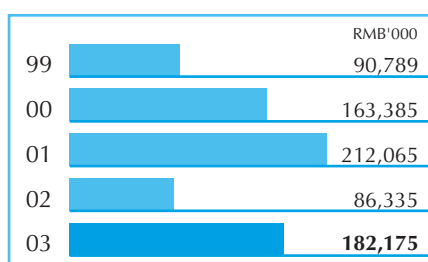
TURNOVER



PROFIT BEFORE TAXATION



NET PROFIT FOR THE YEAR



SHAREHOLDERS' FUNDS

