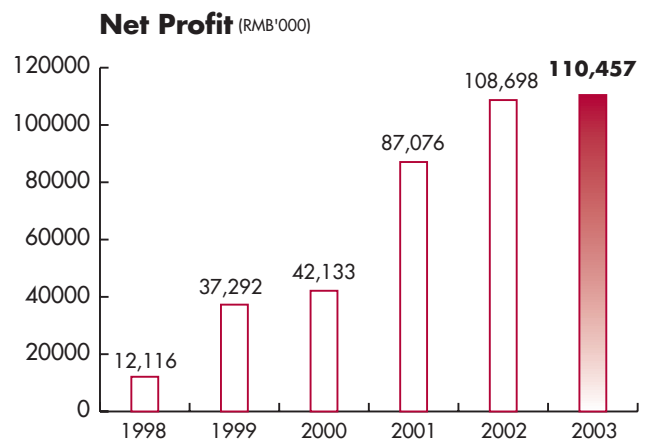
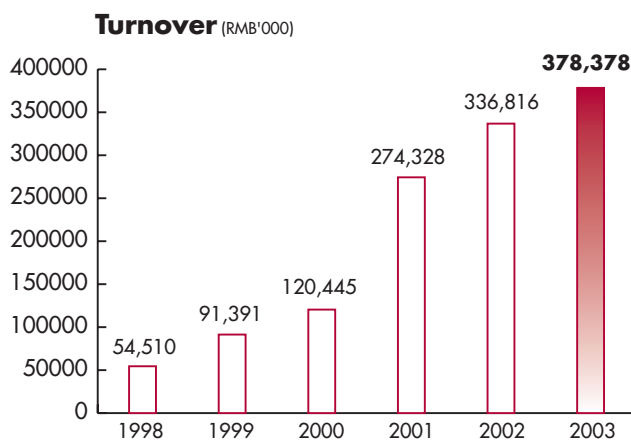
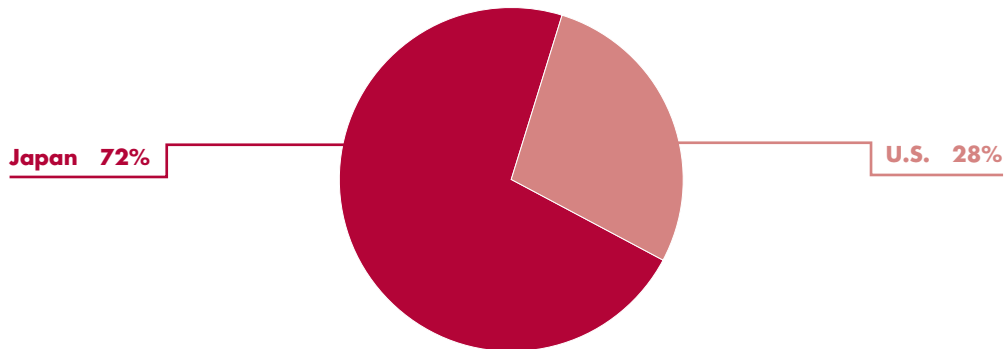


Turnover Breakdown by Countries



As At 31 December

	2003 RMB'000	2002 RMB'000
Turnover	378,378	336,816
Gross profit	184,276	154,300
Profit attributable to shareholders	110,457	108,698
Basic earnings per share	RMB13.8 cents	RMB14.0 cents
Capital expenditure incurred	31,166	61,099
Financial ratio		
Gearing ratio	23%	9%
Account receivables turnover (days)	48	48
Inventory turnover (days)	38	20
Operating data		
Annual production volume (tonnes)	11,200	9,600