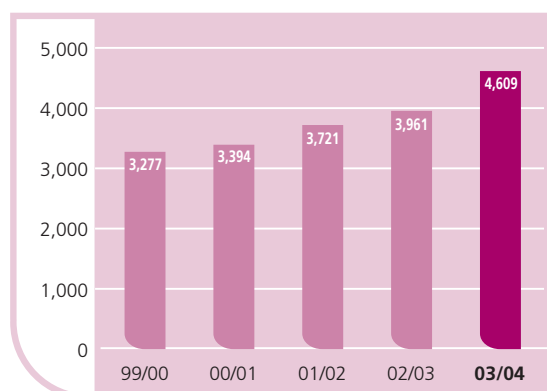
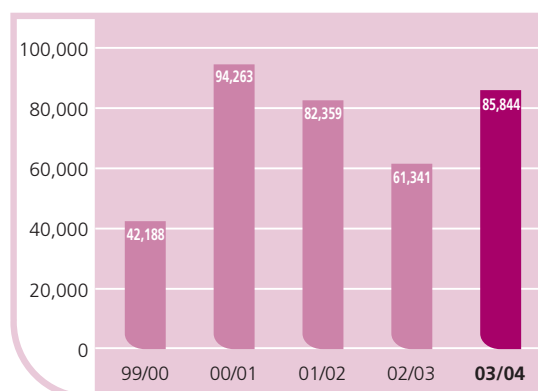


FINANCIAL HIGHLIGHTS

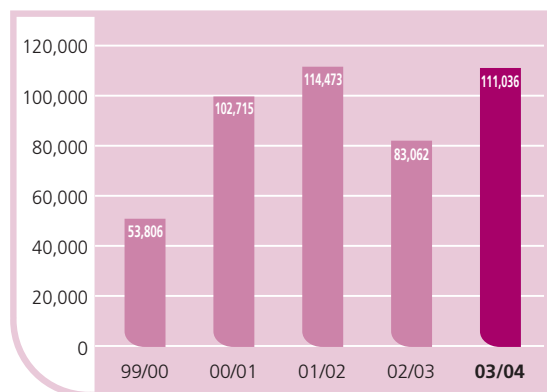
TURNOVER (HK\$million)



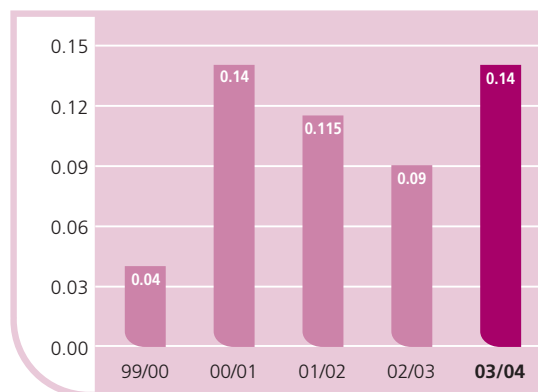
PROFIT ATTRIBUTABLE TO SHAREHOLDERS (HK\$'000)



PROFIT FROM OPERATIONS (HK\$'000)



DIVIDEND PER SHARE (HK\$/share)



	1999/2000	2000/2001	2001/2002	2002/2003	2003/2004
Turnover (HK\$million)	3,277	3,394	3,721	3,961	4,609
Breakdown					
Fashion	23	24	22	22	21
Food	25	27	28	30	33
Household	44	41	43	41	40
Catering	8	8	7	7	6
Profit from operations (HK\$'000)	53,806	102,715	114,473	83,062	111,036
Profit attributable to shareholders (restated) (HK\$'000)	42,188	94,263	82,359	61,341	85,844
Dividend per share (HK\$/share)	0.040	0.140	0.115	0.090	0.140