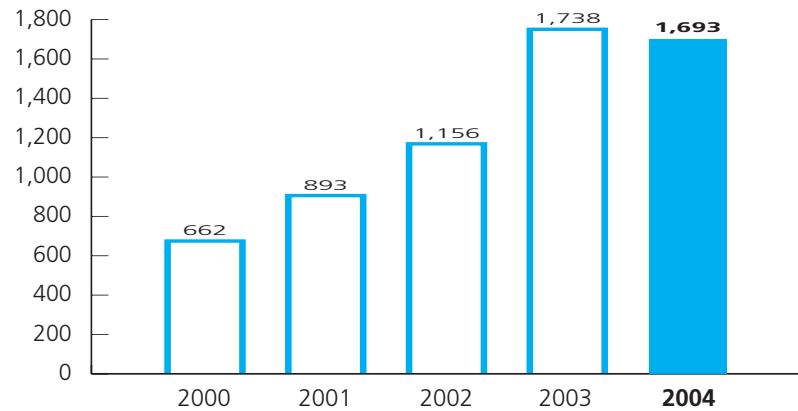
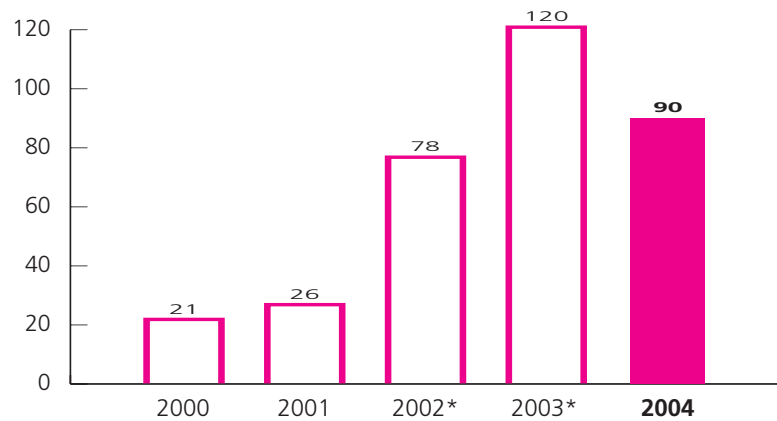


Financial Highlights 財務概要



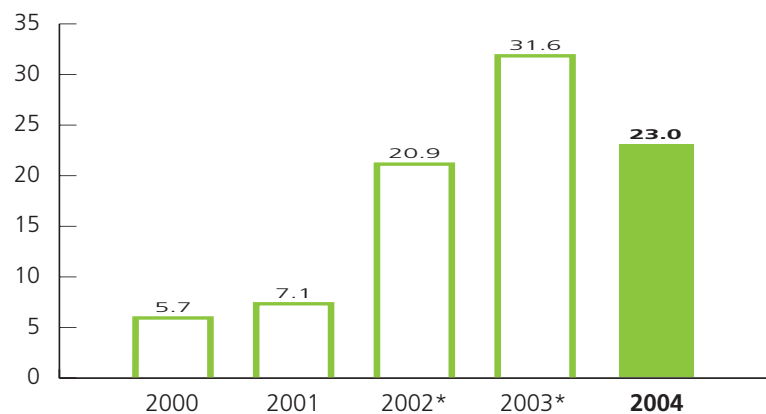
Turnover HK\$ million

營業額 百萬港元



Profit attributable to shareholders HK\$ million

股東應佔溢利 百萬港元



Basic earnings per share HK Cents

每股基本溢利 港仙

* As restated

* 重列

Financial Highlights 財務概要

		2003/04 HK\$m 百萬港元	2002/03 HK\$m 百萬港元 (As restated) (重列)	Changes % 變動
OPERATIONS				
	經營			
Turnover	營業額	1,693	1,738	-3%
Operating profit before interest and taxation	除利息及稅前經營溢利	107	143	-26%
Profit attributable to shareholders	股東應佔溢利	90	120	-25%
Earnings per share, basic (HK cents)	每股溢利·基本(港仙)	23.0	31.6	-27%
Dividend per share (HK cents)	每股股息(港仙)	20.0	24.0	-17%
FINANCIAL POSITION AT YEAR END				
	年結時之財務狀況			
Total assets	資產總值	984	948	+4%
Net current assets	流動資產淨值	190	164	+16%
Shareholders' funds	股東權益	375	364	+3%
Capital expenditure	固定資產支出	59	24	+146%
Return on equity (%)	股東權益回報率	24.1%	32.9%	-27%
Net book value per share (HK\$)	每股帳面淨值(港元)	0.94	0.95	-1%

Turnover percentage by Product
按產品劃分的營業額百分率

- Metal and Plastic Business
五金塑膠業務
- Electronics Manufacturing Services Business
電子專業代工業務

2004

57%
43%

2003

49%
51%

Turnover percentage by Geographical Location
按客戶所在地劃分的營業額百分率

- Japan
日本
- Asia (excluding Japan)
亞洲(不包括日本)
- North America
北美洲
- Western Europe
西歐

2004

10%
15%
46%
29%

2003

11%
15%
35%
39%