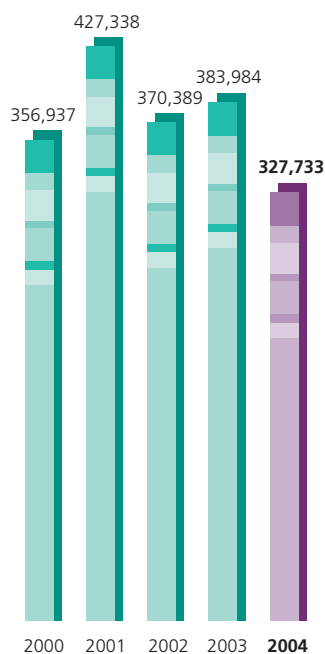


Turnover

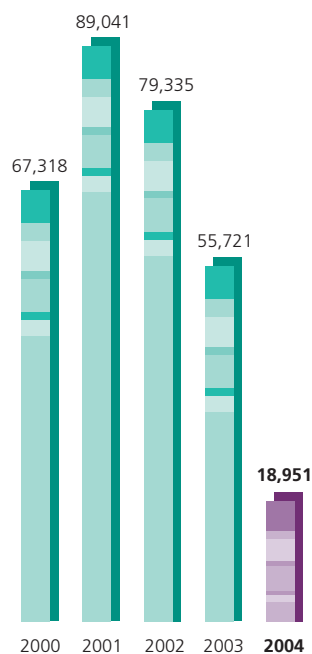
(HK\$'000)



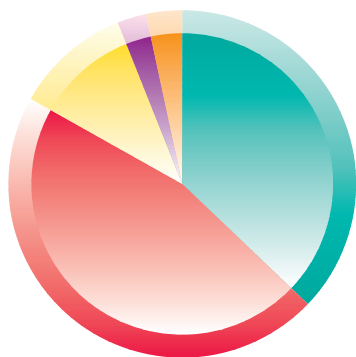
Net Profit from Ordinary Activities

Attributable to Shareholders

(HK\$'000)



Breakdown of turnover by geographical area for the year ended 31 March 2004



● North America	37.15%
● Europe	46.00%
● The People's Republic of China (including Hong Kong)*	10.80%
● Other Asian Countries	2.70%
● Others	3.35%

*Note: Sales are primarily to agents in Hong Kong but are also to local retailers. The directors believe that the agents in Hong Kong export most of the Group's products to Europe and North America.