

# FINANCIAL HIGHLIGHTS 財務摘要

Year Ended 31st March 截至三月三十一日止年度

RESULTS 業績		2004 HK\$Mn 港幣百萬元	2003 HK\$Mn 港幣百萬元	Change 變化 %
Turnover	營業額	<b>2,269</b>	2,228	1.8
Gross Profit	毛利	<b>1,288</b>	1,245	3.5
EBITDA	未計利息、稅項、折舊及攤銷費用前盈利	<b>261</b>	278	(6.1)
Profit Attributable to Shareholders	股東應佔溢利	<b>116</b>	139	(16.5)
Basic Earnings per Share (HK cents)	每股基本盈利 (港仙)	<b>11.8</b>	14.3	(17.5)
Dividends per Share (HK cents) <sup>#</sup>	每股股息 (港仙) <sup>#</sup>	<b>13.5</b>	13.5	—

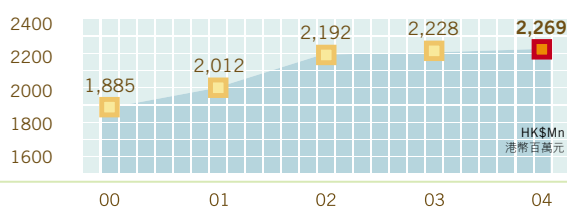
<sup>#</sup> Including special dividend      <sup>#</sup> 包括特別股息

At 31st March 於三月三十一日

FINANCIAL POSITION 財務狀況		2004 HK\$Mn 港幣百萬元	2003 HK\$Mn 港幣百萬元	Change 變化 %
Total Assets	總資產	<b>1,801</b>	1,794	0.4
Net Cash Balance	現金淨額	<b>270</b>	244	10.7
Shareholders' Equity	股東權益	<b>1,247</b>	1,249	(0.2)

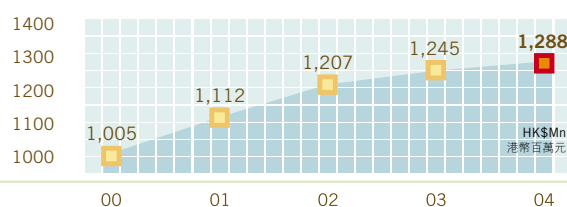
## TURNOVER 營業額

(Year ended 31st March 截至三月三十一日止年度)



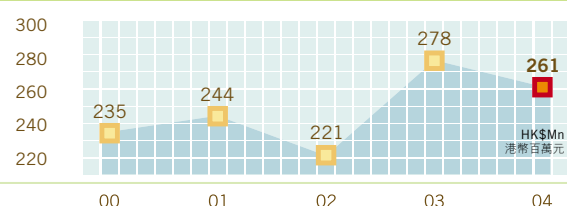
## GROSS PROFIT 毛利

(Year ended 31st March 截至三月三十一日止年度)



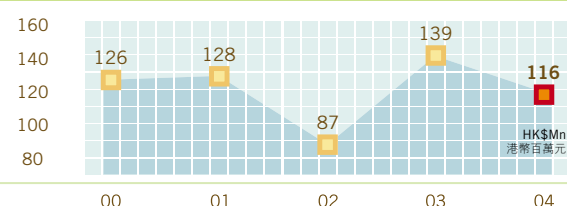
## EBITDA 未計利息、稅項、折舊及攤銷費用前盈利

(Year ended 31st March 截至三月三十一日止年度)



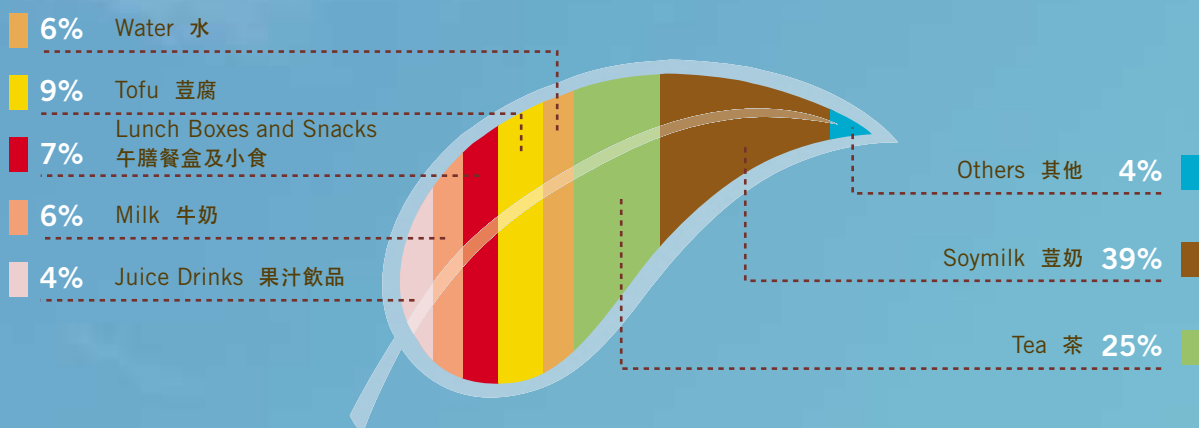
## PROFIT ATTRIBUTABLE TO SHAREHOLDERS 股東應佔溢利

(Year ended 31st March 截至三月三十一日止年度)



## SALES ANALYSIS BY CATEGORIES 銷售分析 — 按種類

(Year ended 31st March, 2004 截至二零零四年三月三十一日止年度)



## SALES ANALYSIS BY LOCATION OF CUSTOMERS 銷售分析 — 按顧客所在地

(Year ended 31st March, 2004 截至二零零四年三月三十一日止年度)

