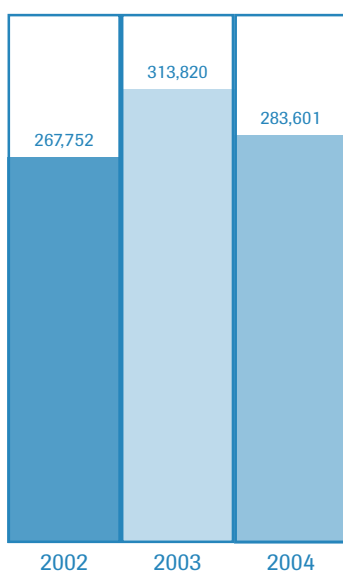


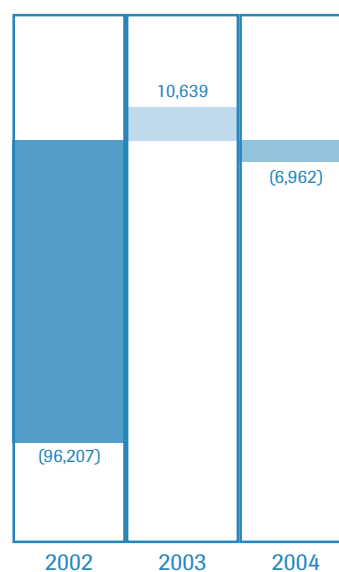
## FINANCIAL HIGHLIGHTS

## THREE YEARS KEY FINANCIAL DATA (IN HK\$'000)

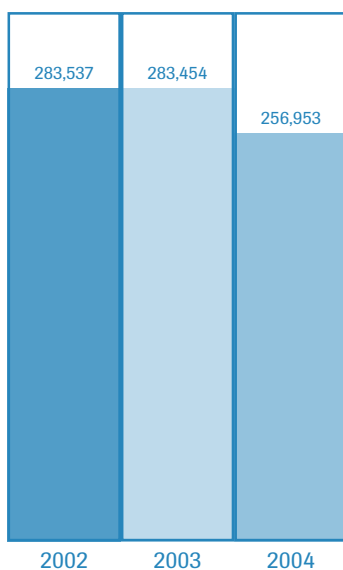
	2004	2003	2002
Turnover	<b>283,601</b>	313,820	267,752
Net profit/(loss) attributable to shareholders	<b>(6,962)</b>	10,639	(96,207)
Total assets	<b>256,953</b>	283,454	283,537
Net liabilities	<b>(36,041)</b>	(30,507)	(75,627)



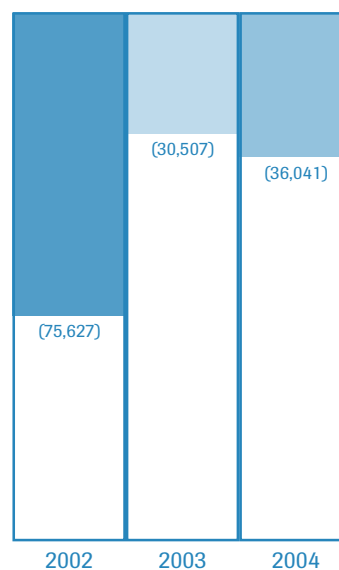
Turnover



Net profit/(loss) attributable to shareholders



Total assets

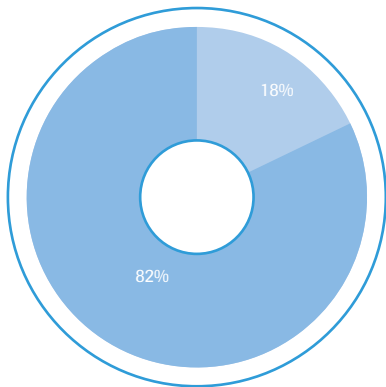


Net liabilities

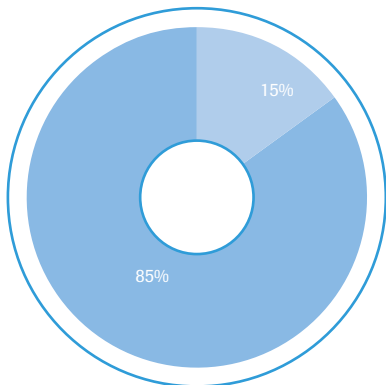
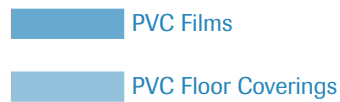
## FINANCIAL HIGHLIGHTS

## TURNOVER BY PRODUCTS (IN HK\$'000)

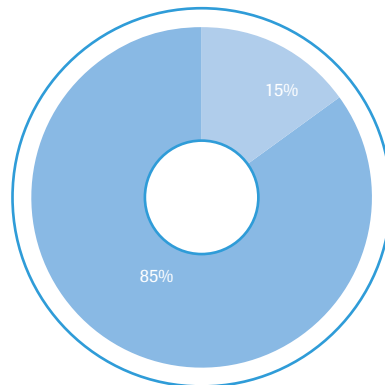
	2004	2003	2002
PVC films	<b>240,754</b>	266,107	220,139
PVC floor coverings	<b>42,847</b>	47,713	47,613
Total	<b>283,601</b>	313,820	267,752



2002



2003



2004