

Financial Highlights

財務摘要

Consolidated profit and loss data

Year ended 31 March 2004

綜合損益賬資料

截至二〇〇四年三月三十一日

		2004 HK\$'000	2003 HK\$'000	2002 HK\$'000	2001 HK\$'000	2000 HK\$'000
			(Restated) (重列)	(Restated) (重列)		
Turnover	營業額	1,395,111	1,735,428	1,530,706	1,513,685	1,415,699
Operating profit/(loss)						
before taxation	除稅前經營溢利／(虧損)	(57,363)	16,447	51,425	112,755	144,405
Taxation	稅項	(4,329)	3,463	(3,734)	(9,986)	(13,977)
Profit/(loss) before minority interests	除少數股東權益前之溢利／(虧損)	(61,692)	19,910	47,691	102,769	130,428
Minority interests	少數股東權益	45	(1,485)	5,741	795	(107)
Net profit/(loss) attributable to shareholders	股東應佔溢利／(虧損)	(61,647)	18,425	41,847	103,564	130,321
Dividends	股息	(128,021)	(34,915)	(40,735)	(87,506)	(164,049)
Per share data	每股資料	HK cents	HK cents	HK cents	HK cents	HK cents
Earnings/(loss)	盈利／(虧損)	(5.30)	1.58	4.69	9.67	13.20
Interim dividend	中期股息	–	2.00	2.50	4.00	4.00
Interim special dividend	中期特別股息	1.00	–	–	–	10.00
Proposed final dividend	建議末期股息	–	–	1.00	1.00	2.30
Proposed final special dividend	建議末期特別股息	10.00	1.00	–	3.00	–

Consolidated balance sheet

As at 31 March 2004

綜合資產負債表

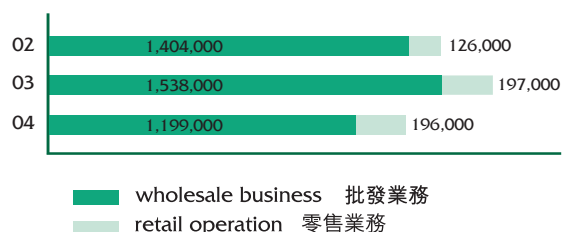
於二〇〇四年三月三十一日

		2004 HK\$'000	2003 HK\$'000	2002 HK\$'000	2001 HK\$'000	2000 HK\$'000
			(Restated) (重列)	(Restated) (重列)	(Restated) (重列)	(Restated) (重列)
Fixed assets	固定資產	144,849	200,706	197,544	131,946	140,343
Investment properties	投資物業	35,900	3,919	17,649	17,700	19,110
Goodwill	商譽	38,075	40,273	55,754	–	–
Cash	現金	530,930	359,415	239,112	420,407	450,115
Other net current assets/(liabilities)	其他流動資產淨值／(負債)	329,335	556,872	683,376	599,805	509,176
Total assets over current liabilities	總資產減流動負債	1,079,089	1,161,185	1,193,435	1,169,858	1,118,744
Long term bank loans	長期銀行貸款	–	–	–	–	–
Minority interests	少數股東權益	(16,313)	(16,358)	(14,873)	(20,614)	(21,409)
Non current liabilities	非流動負債	(1,928)	(2,064)	(2,017)	(719)	(678)
Shareholders' funds	股東資金	1,060,848	1,142,763	1,176,545	1,148,525	1,096,657
		%	%	%	%	%
Debt to equity ratio	債務與資本比率	–	6.00	–	–	–
Return on equity	資金回報率	N/A	1.67	4.54	9.02	11.88
Dividend pay-out ratio	派息率	N/A	179	76.24	82.73	123.48
Current ratio	流動比率	6.89	4.62	4.80	6.43	8.47

Turnover

營業額


HK\$'000
港幣千元



Cash balance

現金結餘

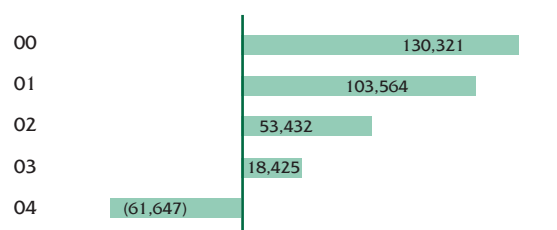
HK\$'000
港幣千元



Net profit/(loss) attributable to shareholders

股東應佔純利／(虧損)

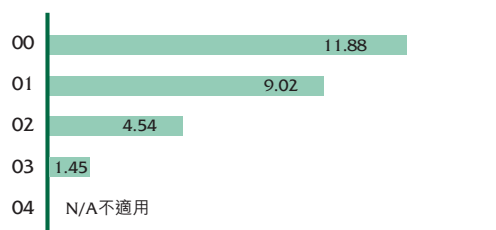
HK\$'000
港幣千元



Return on equity

資金回報率

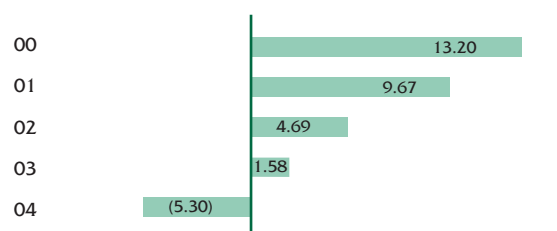
%
百分比



Earnings/(loss) per share

每股盈利／(虧損)


HK ¢
港仙



Dividend per share

每股股息

HK ¢
港仙



Current ratio

流動比率

%
百分比

