

五年財務概要

FIVE YEAR FINANCIAL SUMMARY

以下為本集團截至二零零四年三月三十一日止前五個年度每年之綜合業績。

The following is a summary of the consolidated results, assets and liabilities of the Group for each of the last five years ended 31 March 2004.

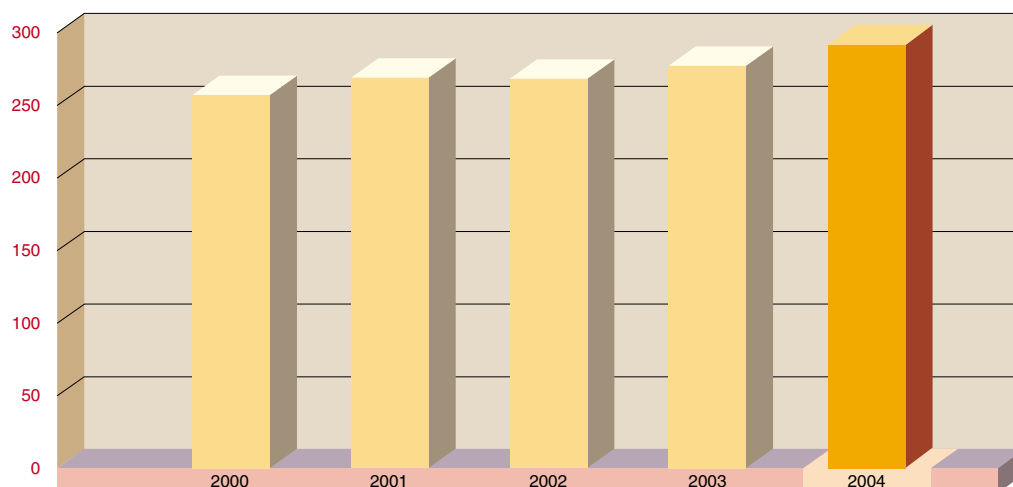
		二零零四 2004 千港元 HK\$'000	(重列/ Restated) 二零零三 2003 千港元 HK\$'000	(重列/ Restated) 二零零二 2002 千港元 HK\$'000	(重列/ Restated) 二零零一 2001 千港元 HK\$'000	(重列/ Restated) 二零零零 2000 千港元 HK\$'000
營業額	Turnover	841,606	773,487	733,574	880,543	622,436
股東應佔盈利	Profit attributable to shareholders	14,502	11,796	10,595	25,688	17,433
資產總值	Total assets	473,493	430,755	375,197	466,195	425,434
負債總額	Total liabilities	192,707	158,475	111,228	201,756	172,738
資產淨值	Net assets	280,786	272,280	263,969	264,439	252,696
股本	Share capital	15,881	15,881	15,912	15,912	15,631
儲備	Reserves	264,229	254,464	246,272	246,622	235,257
股東權益	Shareholders' equity	280,110	270,345	262,184	262,534	250,888
少數股東權益	Minority interests	676	1,935	1,785	1,905	1,808
		280,786	272,280	263,969	264,439	252,696

五年財務概要 (續)

FIVE YEAR FINANCIAL SUMMARY (continued)

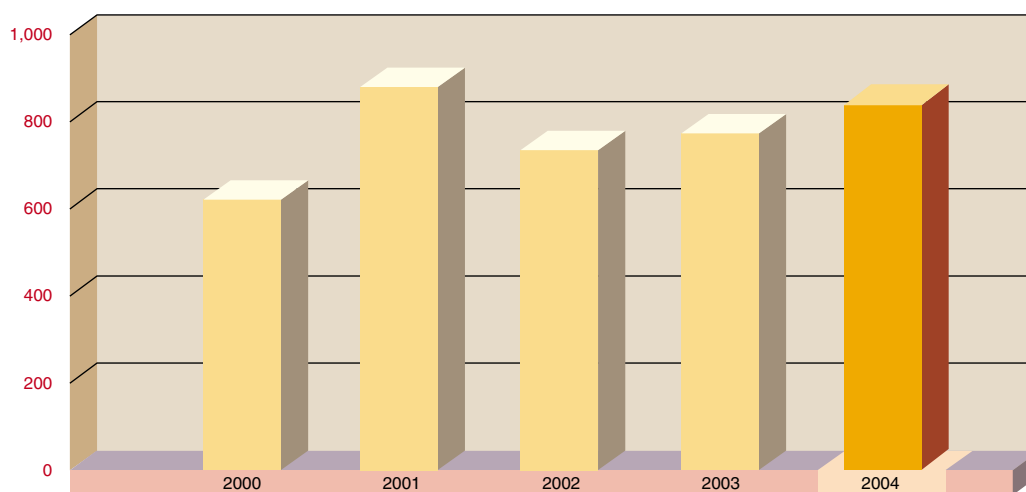
資產淨值
Net Assets

百萬港元
HK\$ million

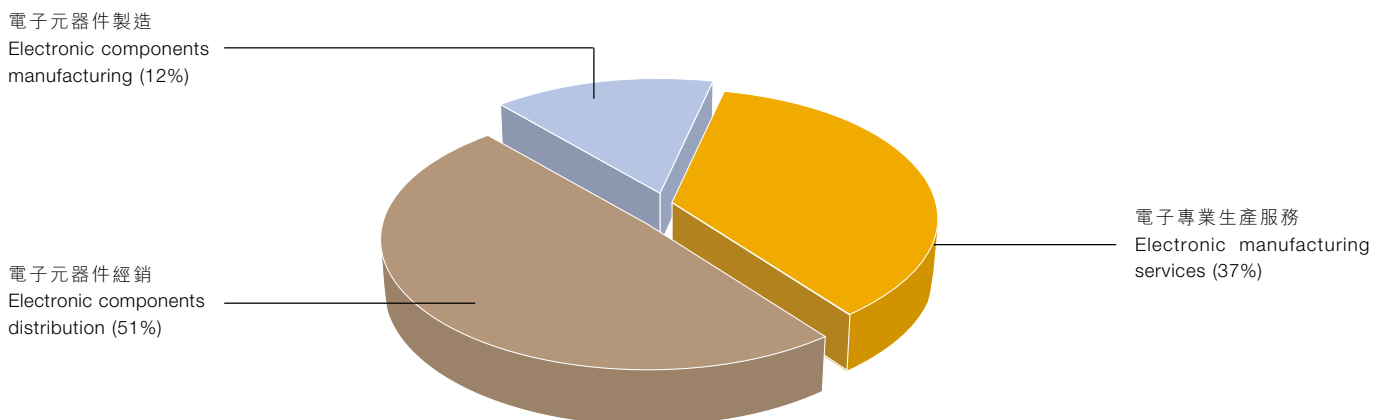


營業額
Turnover

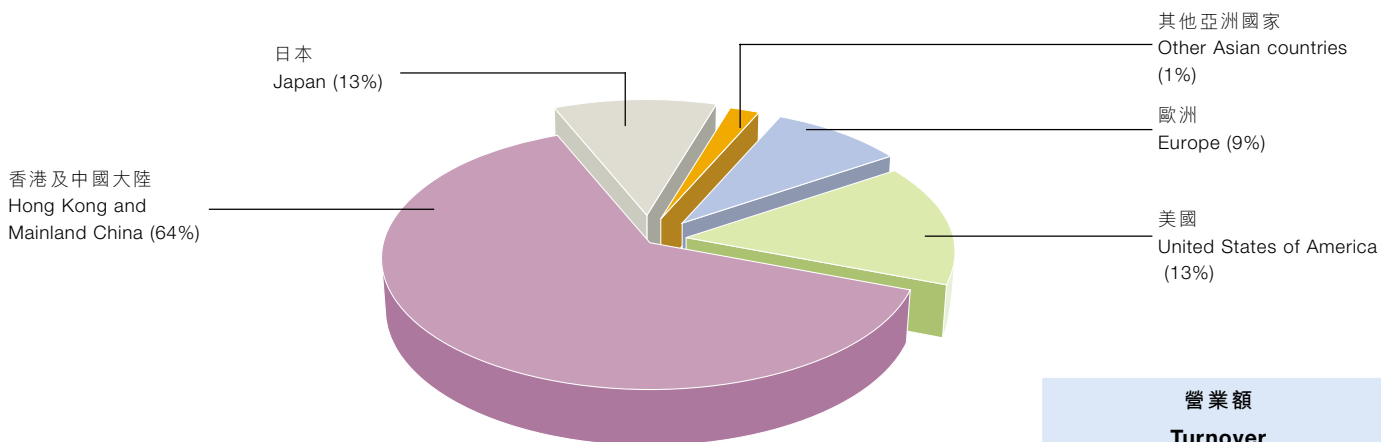
百萬港元
HK\$ million



二零零四年度按主要業務劃分之營業額 TURNOVER BY PRINCIPAL BUSINESS FOR 2004



二零零四年度按地區劃分之營業額 TURNOVER BY GEOGRAPHICAL SEGMENT FOR 2004



電子專業生產服務	Electronic manufacturing services
電子元件經銷	Electronic components distribution
電子元件製造	Electronic components manufacturing

營業額 Turnover	
二零零四 2004 千港元 HK\$'000	二零零三 2003 千港元 HK\$'000
311,480	279,931
428,140	379,220
101,986	114,336
841,606	773,487