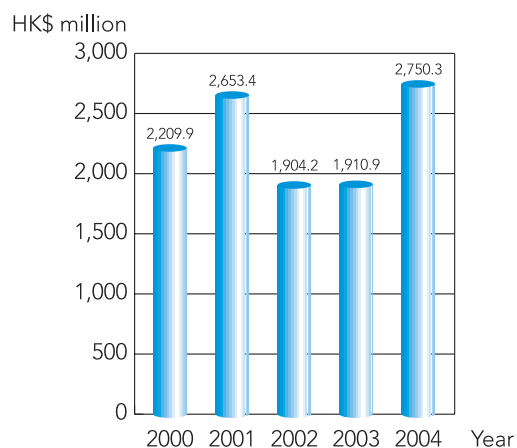
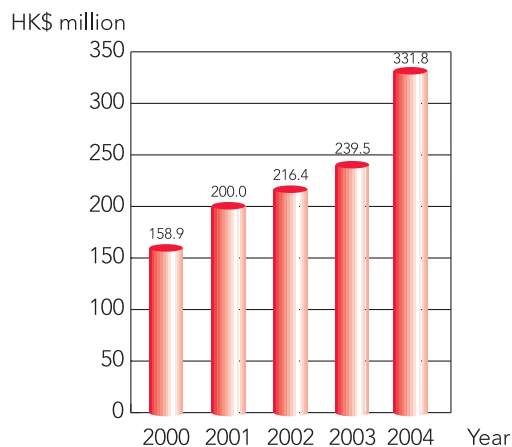


Financial Highlights

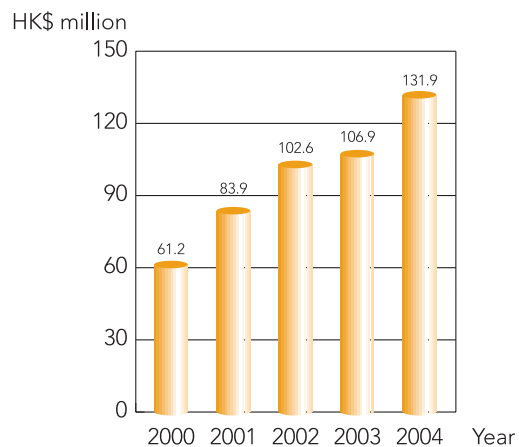
PCB BUSINESS TURNOVER



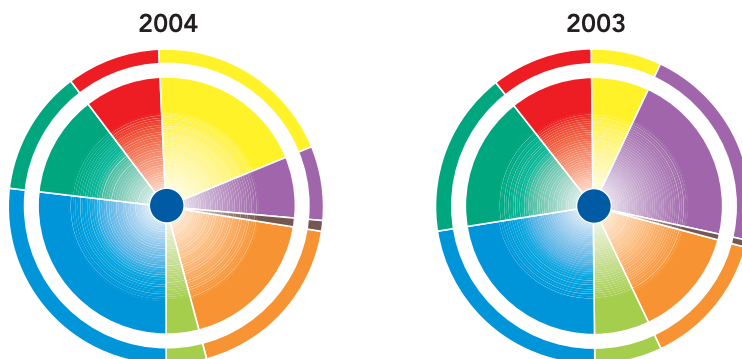
LCD BUSINESS TURNOVER



MAGNETIC PRODUCTS BUSINESS TURNOVER

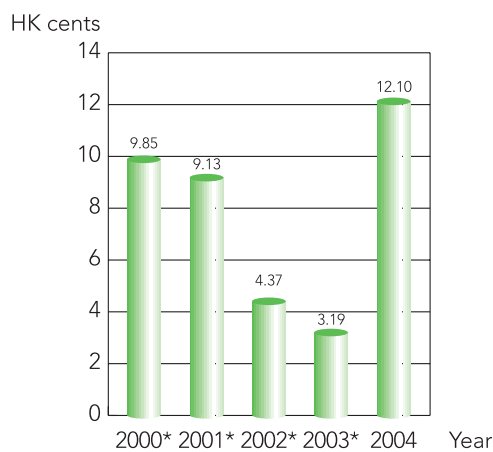


GROUP'S TURNOVER BY SHIPMENT LOCATION



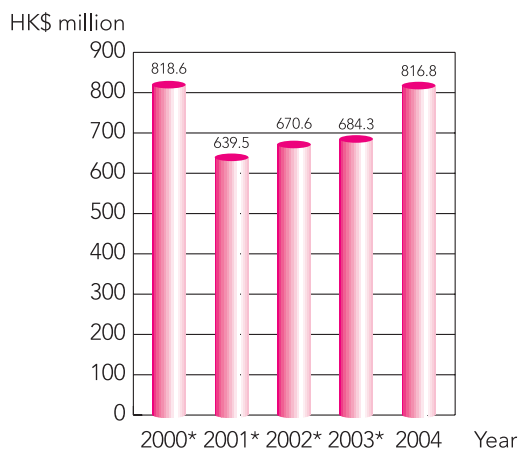
	2004		2003	
	HK\$ million	%	HK\$ million	%
Hong Kong	589.3	18.3	310.4	13.7
Singapore	132.9	4.1	156.1	6.9
Mainland China	864.4	26.9	511.6	22.7
Malaysia	412.0	12.8	381.8	16.9
Other Asian Countries	308.5	9.7	235.2	10.5
North & Central America	627.0	19.5	162.6	7.2
Europe	244.9	7.6	483.7	21.4
Others	35.1	1.1	16.3	0.7

BASIC EARNINGS PER SHARE

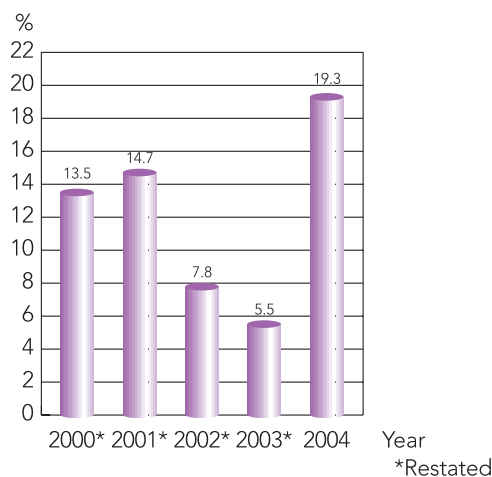


*Restated

SHAREHOLDERS' EQUITY



RETURN ON AVERAGE SHAREHOLDERS' EQUITY



*Restated



*Head for
the goal*

