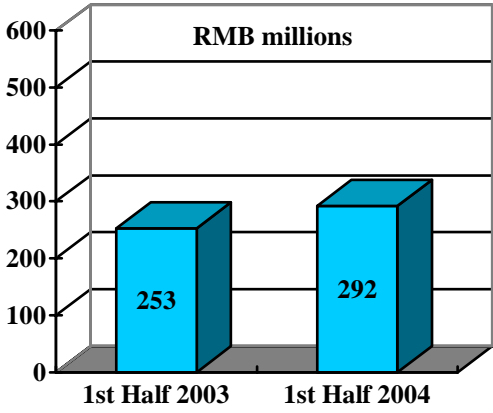
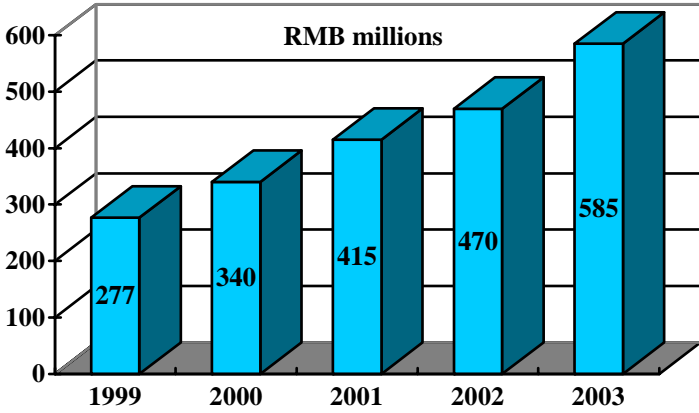


## FINANCIAL HIGHLIGHTS

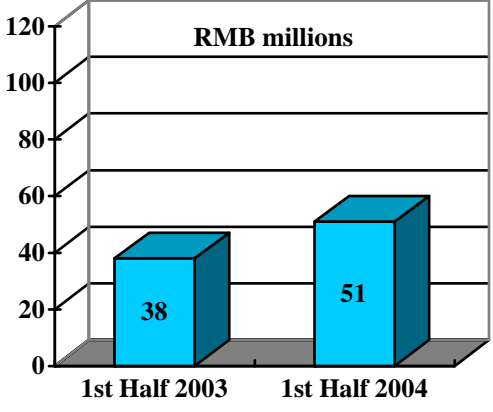
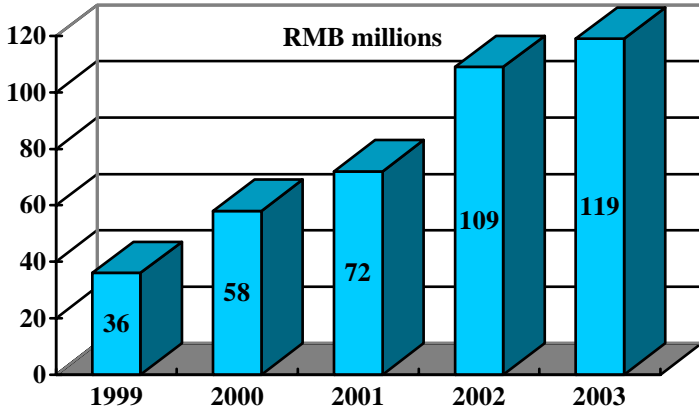
(Financial figures are expressed in Renminbi (“RMB”) million)

	<u>For the six months ended 30th June</u>		<u>For the year ended 31 December</u>				
	2004	2003	2003	2002	2001	2000	1999
	<i>(Unaudited)</i>						
<hr/>							
<b>Results</b>							
Turnover	<u>292</u>	<u>253</u>	<u>585</u>	<u>470</u>	<u>415</u>	<u>340</u>	<u>277</u>
Profit from Operations	<u>51</u>	<u>38</u>	<u>119</u>	<u>109</u>	<u>72</u>	<u>58</u>	<u>36</u>
Profit attributable to shareholders	<u>45</u>	<u>36</u>	<u>108</u>	<u>93</u>	<u>59</u>	<u>48</u>	<u>29</u>
<b>Assets and liabilities</b>							
Non-current assets	<u>90</u>	<u>80</u>	<u>86</u>	<u>77</u>	<u>51</u>	<u>39</u>	<u>34</u>
Current assets	<u>602</u>	<u>303</u>	<u>607</u>	<u>282</u>	<u>250</u>	<u>200</u>	<u>148</u>
Current liabilities	<u>85</u>	<u>144</u>	<u>100</u>	<u>155</u>	<u>150</u>	<u>111</u>	<u>77</u>
Net current assets	<u>517</u>	<u>159</u>	<u>507</u>	<u>127</u>	<u>100</u>	<u>89</u>	<u>71</u>
Total assets less current liabilities	<u>607</u>	<u>240</u>	<u>593</u>	<u>204</u>	<u>151</u>	<u>128</u>	<u>105</u>
Non-current liabilities	<u>-</u>	<u>-</u>	<u>-</u>	<u>-</u>	<u>-</u>	<u>-</u>	<u>-</u>
Shareholders' Equity	<u>607</u>	<u>240</u>	<u>593</u>	<u>204</u>	<u>151</u>	<u>128</u>	<u>105</u>

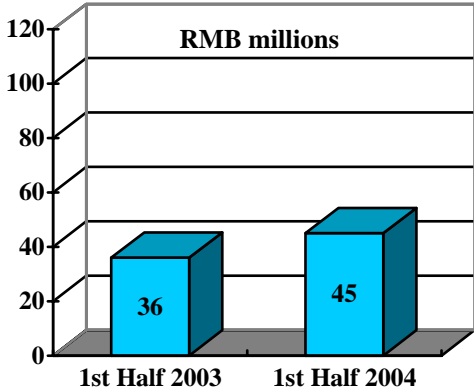
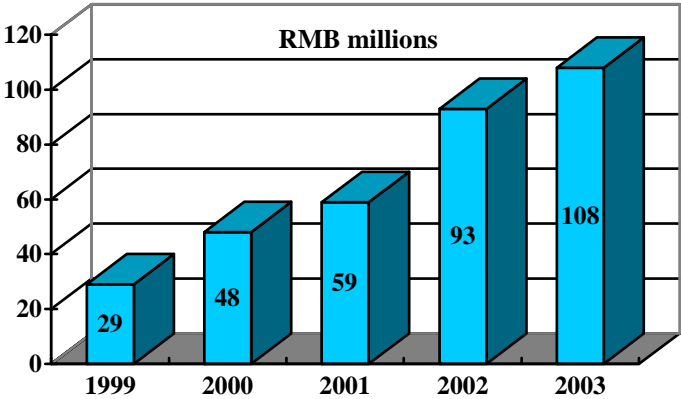
**Turnover**



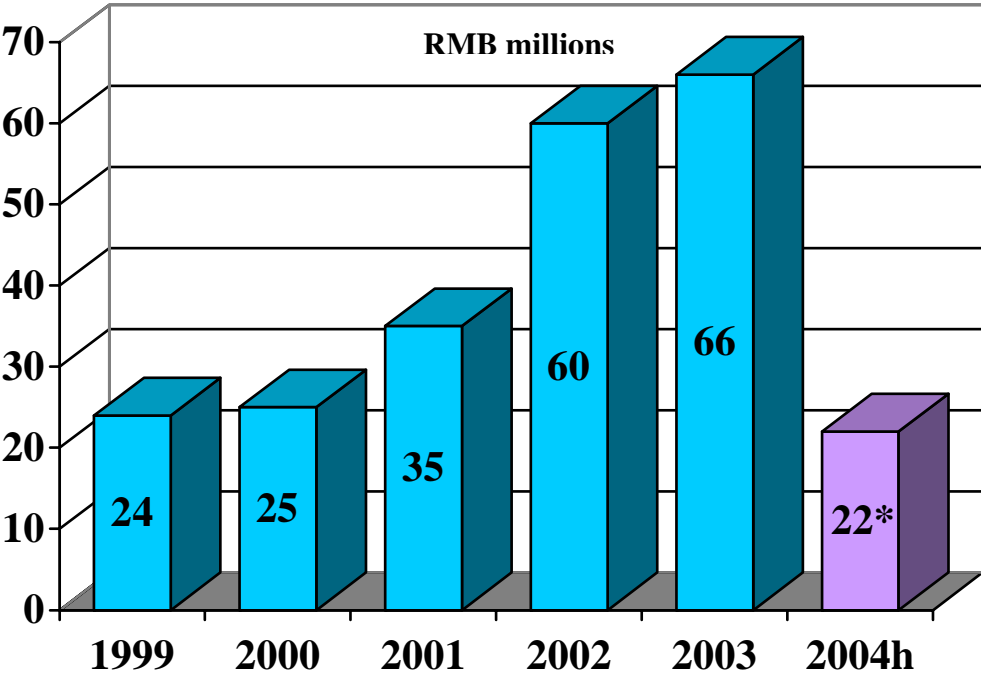
**Profit from Operations**



**Profit Attributable to Shareholders**



**Dividend History**



\* An interim dividend of RMB0.16 per share, totaling RMB21.73 million (US\$2.62 million).