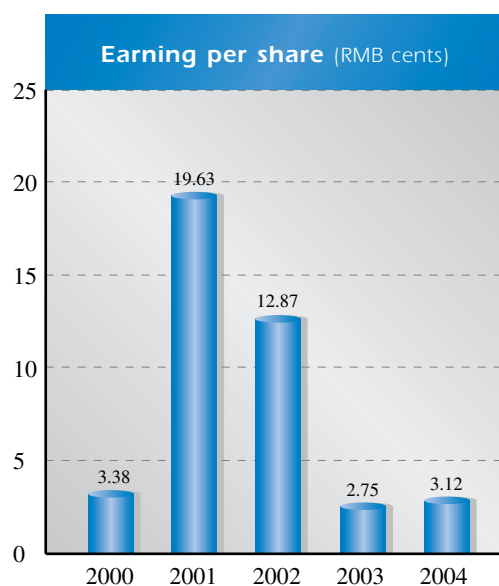
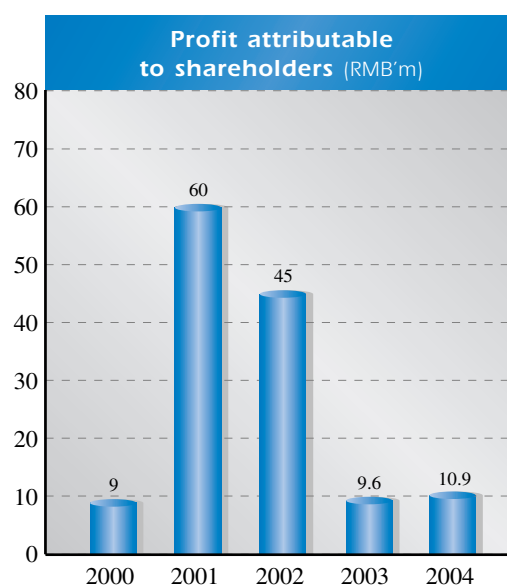
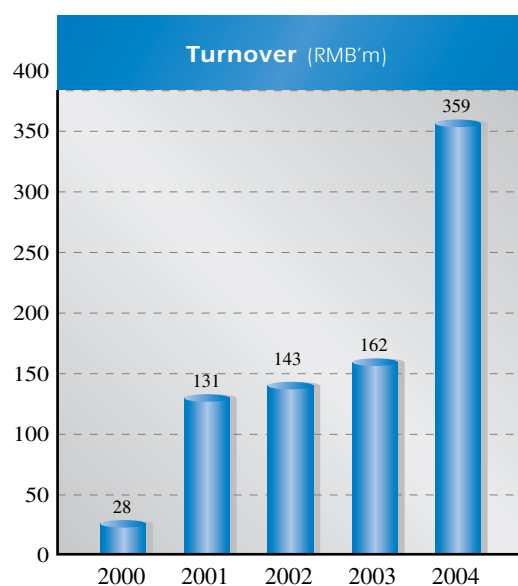


## Financial Highlights

	2004	2003	2002	2001	2000
Turnover (RMB' million)	<b>359</b>	162	143	131	28
Profit attributable to shareholders (RMB' million)	<b>10.9</b>	9.6	45	60	9
Earning per share (RMB cents)	<b>3.12</b>	2.75	12.87	19.63	3.38



## Financial Highlights

	2004	2003	2002	2001	2000
Total assets (RMB' million)	<b>355.1</b>	333.6	213.5	142.7	34.2
Total liabilities (RMB' million)	<b>162.40</b>	151.7	41.3	15.5	25.5
Net asset value (RMB' million)	<b>192.80</b>	181.9	172.2	127.2	8.7
Net asset value per share (RMB cents)	<b>55.08</b>	51.96	49.20	41.32	3.09

