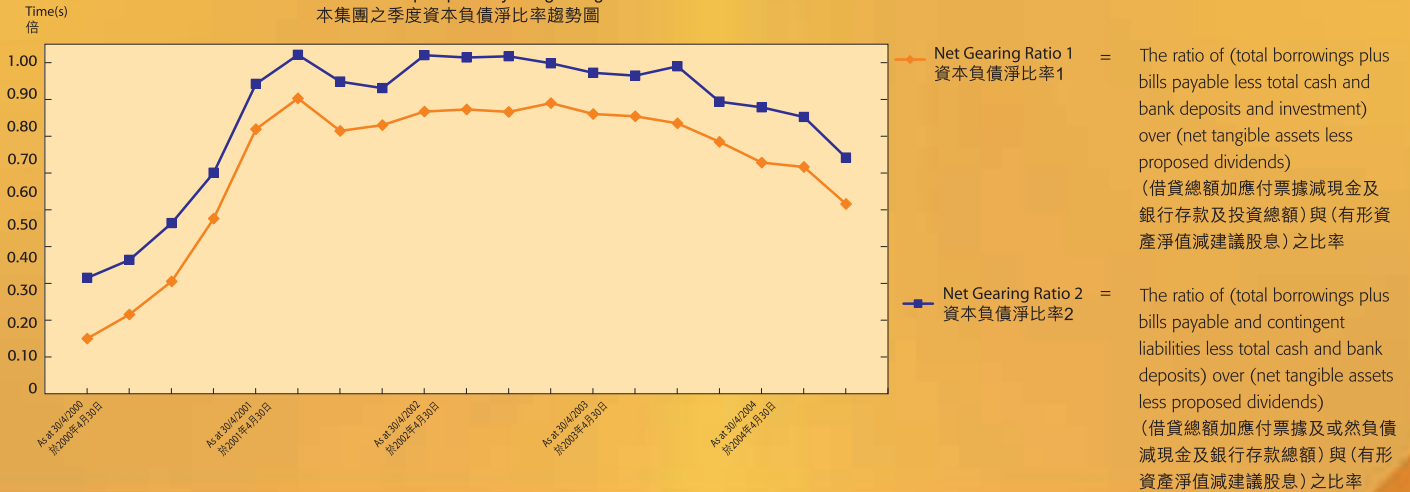
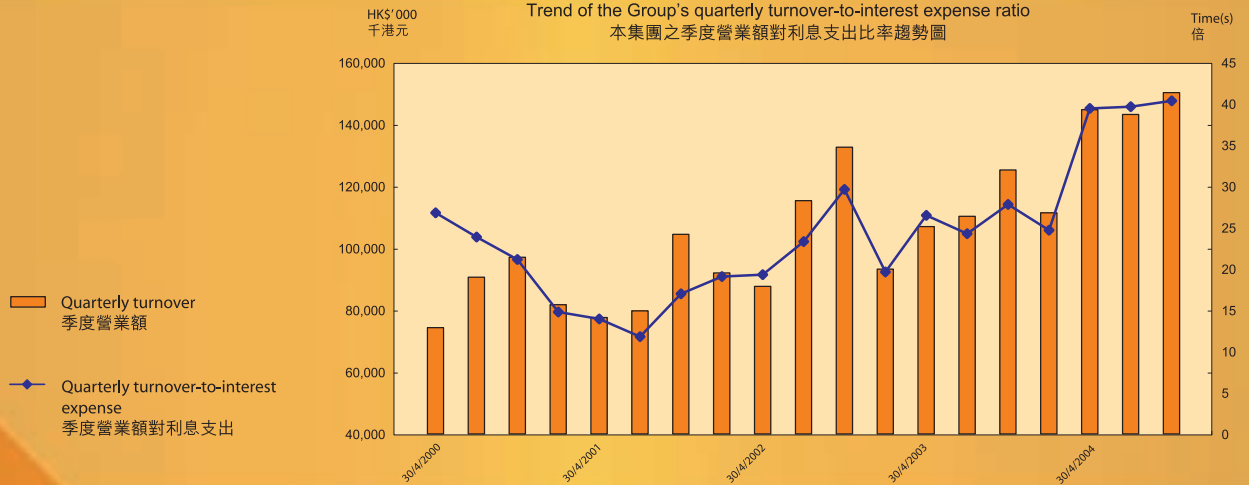


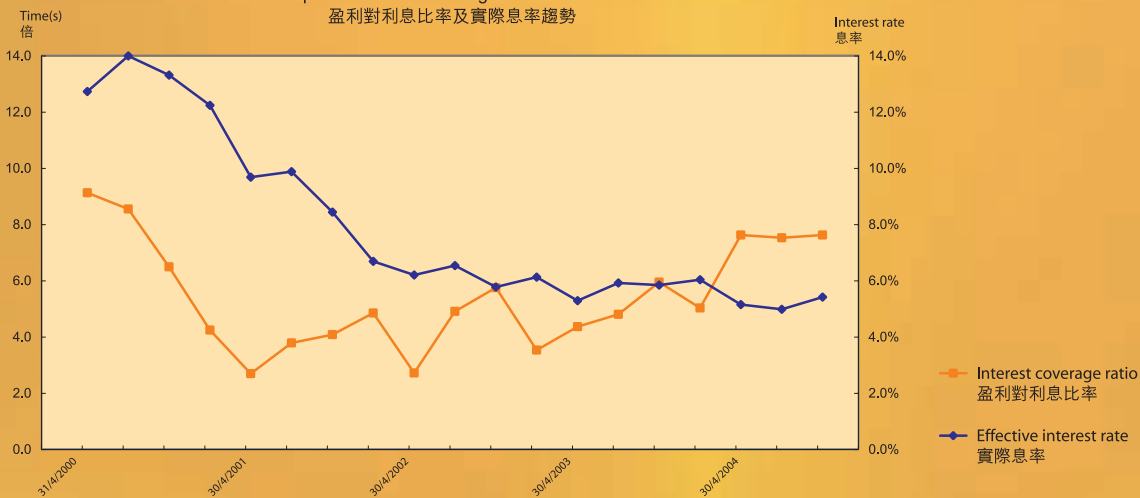
Trend of the Group's quarterly net gearing ratio
本集團之季度資本負債淨比率趨勢圖



Trend of the Group's quarterly turnover-to-interest expense ratio
本集團之季度營業額對利息支出比率趨勢圖



Trend of the Group's interest rate coverage ratio and effective interest rate
盈利對利息比率及實際息率趨勢



Interest coverage ratio: $\frac{\text{Operating profit plus depreciation, amortisation and impairment loss on intangible assets during the relevant quarter}}{\text{Interest expenses less interest income during the relevant quarter}}$

盈利對利息比率： $\frac{\text{於有關季度之經營溢利加折舊、攤銷及無形資產減值}}{\text{於有關季度之利息支出減利息收入}}$

Effective interest rate: $\frac{\text{Interest expenses during the relevant quarter}}{(\text{Total borrowings at the beginning of the relevant quarter} + \text{Total borrowings at the end of the relevant quarter}) \div 2} \times \frac{360}{90}$

實際息率： $\frac{\text{於有關季度之利息支出}}{(\text{於有關季度初之總借貸} + \text{於有關季度末之總借貸}) \div 2} \times \frac{360}{90}$

Land in Zhongshan, Mainland China, for construction of new plant as planned
於中國中山擬用作興建新廠房之土地

