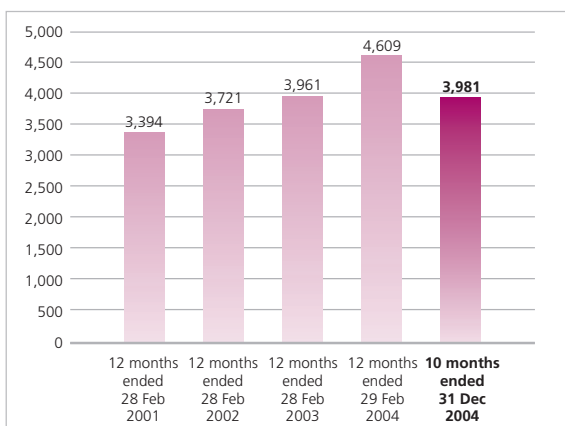
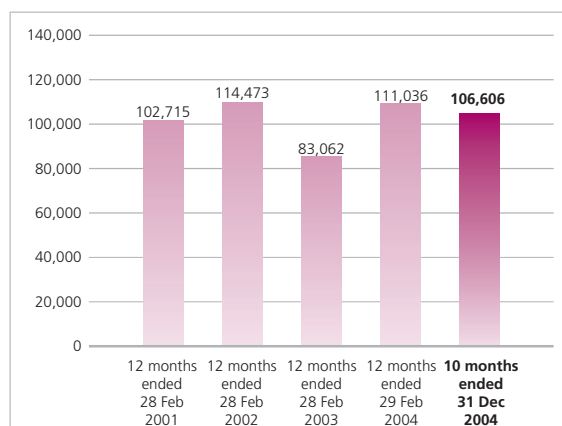


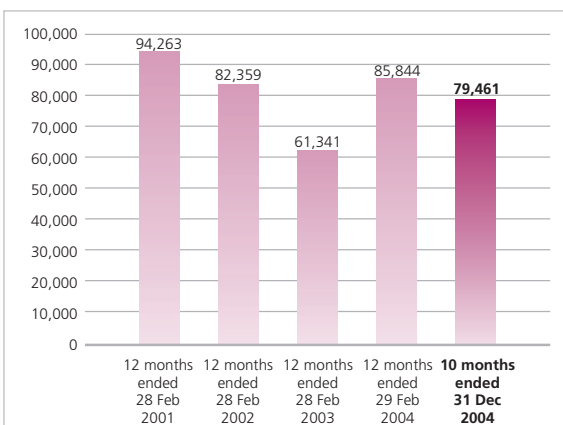
Turnover (HK\$ million)



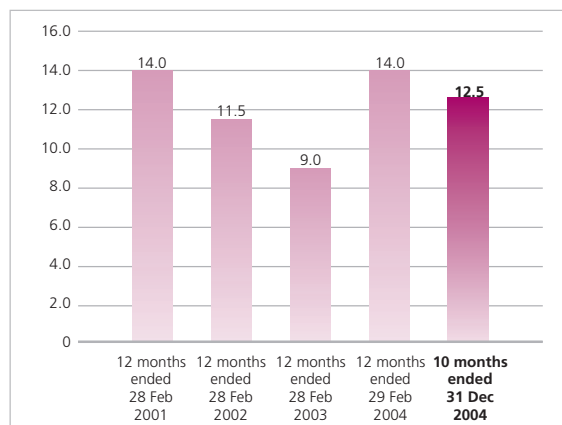
Profit from operations (HK\$ '000)



Profit attributable to shareholders (HK\$ '000)



Dividend per share (HK cents)



	12 months ended 28 Feb 2001	12 months ended 28 Feb 2002	12 months ended 28 Feb 2003	12 months ended 29 Feb 2004	10 months ended 31 Dec 2004
Turnover (HK\$ million)	3,394	3,721	3,961	4,609	3,981
Profit from operations (HK\$ '000)	102,715	114,473	83,062	111,036	106,606
Profit attributable to shareholders (HK\$ '000)	94,263	82,359	61,341	85,844	79,461
Dividend per share (HK cents)	14.0	11.5	9.0	14.0	12.5
Turnover breakdown (%)					
Fashion	24	22	22	21	21
Food	27	28	30	33	34
Household	41	43	41	40	40
Catering	8	7	7	6	5
Total	100	100	100	100	100