

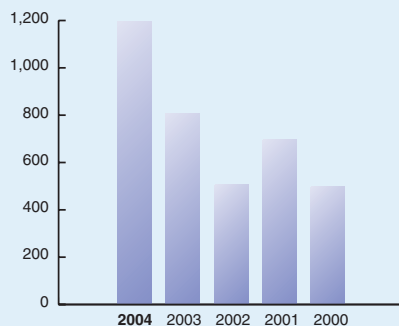
## FINANCIAL SUMMARY

	Year ended 31 December				2004 RMB'000
	2000 RMB'000 (Note i)	2001 RMB'000	2002 RMB'000	2003 RMB'000	
<b>Results</b>					
Turnover	500,669	696,089	506,412	809,023	<b>1,197,746</b>
Profit before taxation	247,827	326,051	128,408	245,213	<b>334,393</b>
Taxation	(84,442)	(113,986)	(42,073)	(63,177)	<b>(129,647)</b>
Minority interests	–	–	–	139	<b>298</b>
Net profit for the year	163,385	212,065	86,335	182,175	<b>205,044</b>
Dividends	30,750	28,415	24,653	54,862	<b>61,513</b>
<b>Assets and Liabilities</b>					
Total assets	657,607	1,240,400	1,547,855	2,312,224	<b>3,879,933</b>
Total liabilities	(373,047)	(214,996)	(464,531)	(1,059,017)	<b>(2,500,749)</b>
Minority interests	–	–	–	(12,361)	<b>(20,564)</b>
Shareholders' funds	284,560	1,025,404	1,083,324	1,240,846	<b>1,358,620</b>

Note i: The comparative figures of 2000 are extracted from the prospectus on initial public offering of shares of the Company dated 29 November 2001.

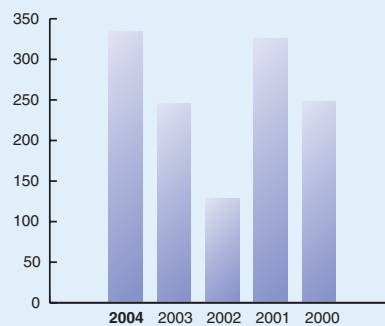
### Turnover

RMB'000



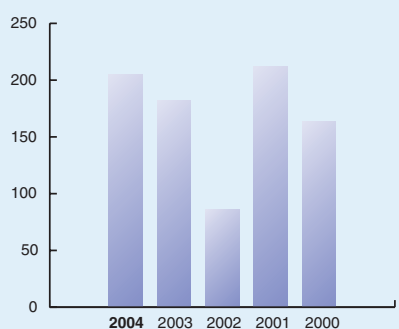
### Profit before Taxation

RMB'000



### Net Profit for the Year

RMB'000



### Shareholders' Funds

RMB'000

