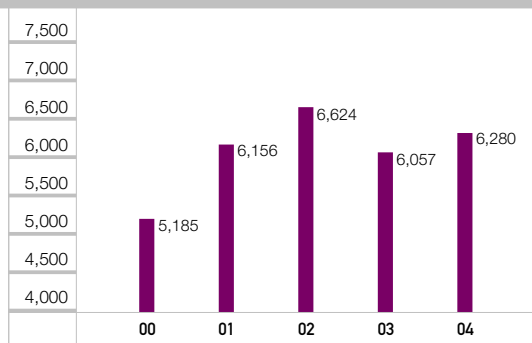


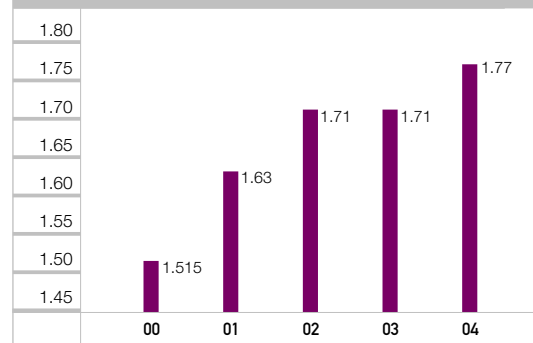
Financial Highlights

HK\$ million	2004	2003	2002	2001	2000
Turnover	11,407	11,250	11,605	10,867	10,643
Profit attributable to shareholders	6,280	6,057	6,624	6,156	5,185
Dividends	3,778	3,650	3,650	3,479	3,233
Fixed assets	45,276	45,024	45,202	43,955	41,592
Shareholders' funds	37,856	35,311	32,480	29,290	26,408
HK\$					
Earnings per share	2.94	2.84	3.10	2.88	2.45
Dividends per share	1.77	1.71	1.71	1.63	1.515

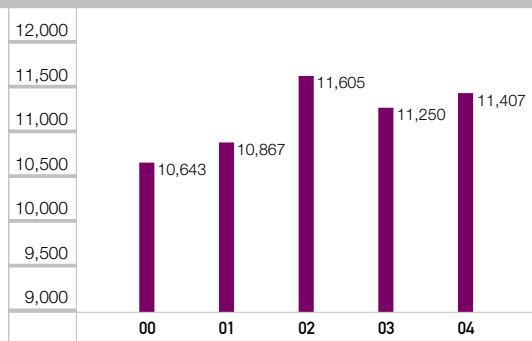
Profit Attributable to Shareholders (HK\$ million)



Dividends Per Share (HK\$)



Turnover (HK\$ million)



Fixed Assets (HK\$ million)

