

# Financial Highlights

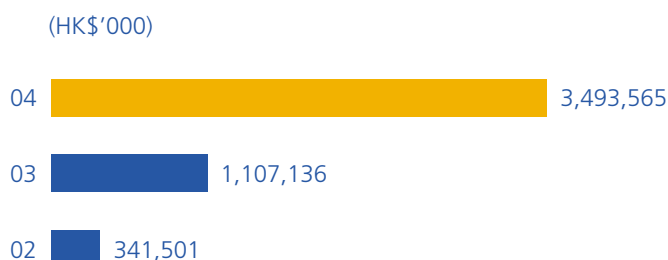
Year ended 31 December

	2004 HK\$'000	2003 HK\$'000
Turnover	<b>3,493,565</b>	1,107,136
Gross Profit	<b>487,086</b>	133,830
Profit from Operating Activities	<b>442,516</b>	104,026
Profit before Tax	<b>402,908</b>	101,131
Profit before Minority Interests	<b>400,458</b>	100,518
Net Profit from Ordinary Activities Attributable to Shareholders	<b>400,458</b>	100,512
Earnings Per Share (HK cents)		
— Basic	<b>8.92</b>	2.66
— Diluted	<b>8.85</b>	2.66
Shareholders' Equity	<b>1,629,346</b>	549,316
Cash and Cash Equivalents	<b>400,423</b>	101,332
Return on Equity	<b>36.8%</b>	23.4%
Current Ratio	<b>1.83</b>	1.81
Gearing Ratio	<b>0.36</b>	0.13
Interest Cover (Times)	<b>11.2</b>	35.9

---

## Turnover

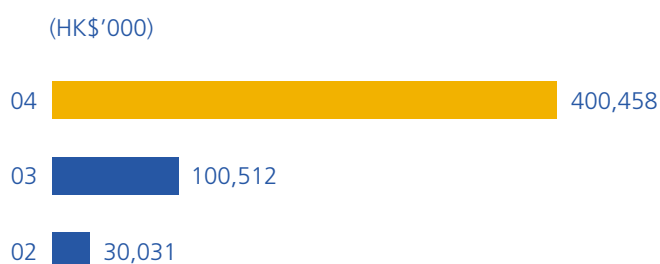
+216%  
\$3,494m



---

## Net Profit

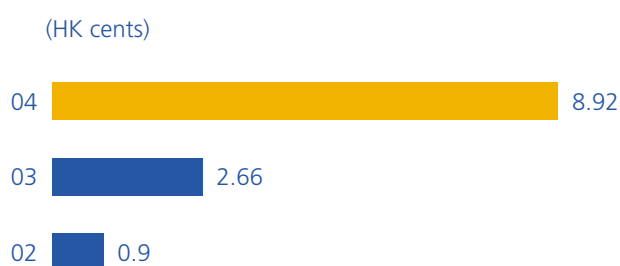
+298%  
\$400m



---

## Earnings Per Share

+235%  
8.92 cents



---

## Dividend

- 1 cent per share
- 12% payout ratio
- Total dividend is \$48.5m