

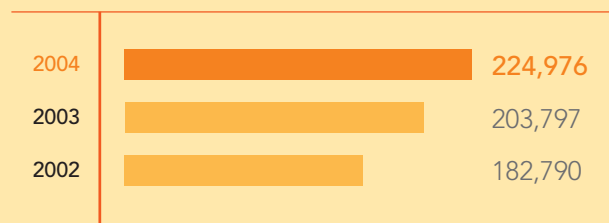
Financial Highlights

財務摘要

		2004	2003	Change
		US\$'000	US\$'000	
		千美元	千美元	增減
Turnover	營業額	224,976	203,797	10.4%
Profit from operations	經營盈利	29,887	26,194	14.1%
Net profit	純利	24,334	22,079	10.2%
Shareholders' funds	股東權益	234,521	225,123	4.2%
Basic earnings per share (US cents)	每股基本盈利(美仙)	1.61	1.72	-6.4%
Diluted earnings per share (US cents)	每股攤薄盈利(美仙)	1.58	1.64	-3.7%
Interim dividend per share (US cents)	每股中期股息(美仙)	0.506	0.321	-
Final dividend per share (US cents)	每股末期股息(美仙)	0.453	0.555	-
Dividend payout ratio	派息率	60.0%	60.0%	-

TURNOVER 營業額

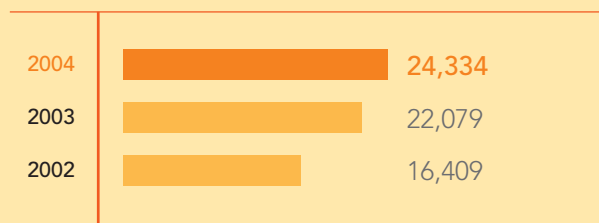
12 months ended 31 December
截至十二月三十一日止十二個月



in US\$'000
千美元

NET PROFIT 純利

12 months ended 31 December
截至十二月三十一日止十二個月

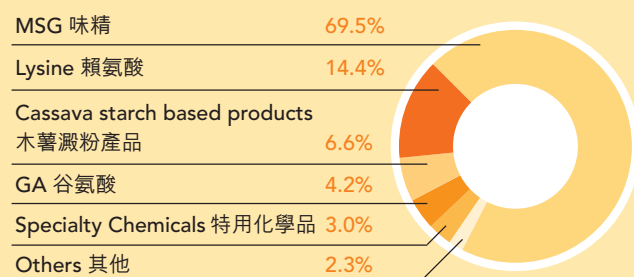


in US\$'000
千美元

TURNOVER BY PRODUCTS

按產品分類之營業額

12 months ended 31 Dec 2004
截至二〇〇四年十二月三十一日止十二個月



TURNOVER BY GEOGRAPHIC LOCATION

按地區分類之營業額

12 months ended 31 Dec 2004
截至二〇〇四年十二月三十一日止十二個月

