

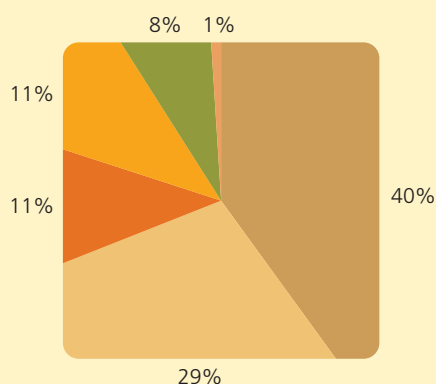
營業額及溢利分析表

Analysis of Turnover and Profit

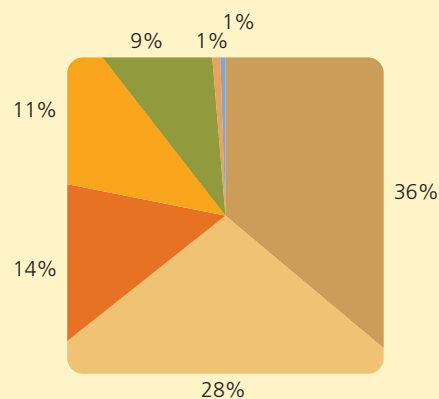
截至二零零四年十二月三十一日止年度 for the year ended 31 December 2004

各項業務之營業額 Turnover by segment

2004

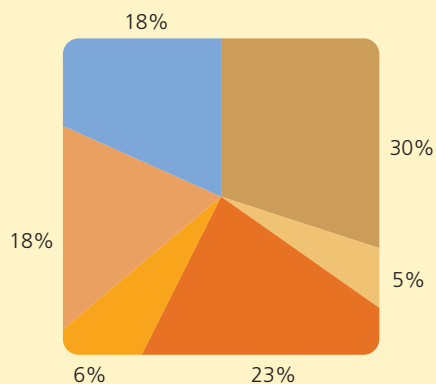


2003

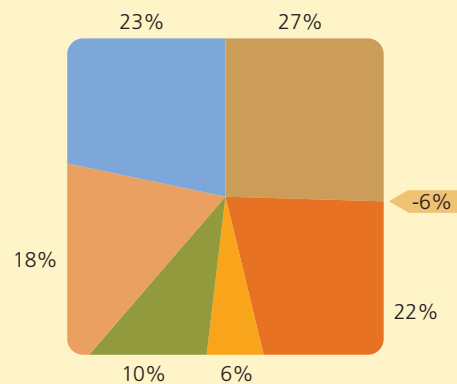


各項業務之股東應佔溢利 Profit attributable to shareholders by segment

2004



2003



- 石油及化學品經銷
Petroleum and Chemical Distribution
- 食品加工及經銷
Food Processing and Distribution
- 物業
Property
- 零售
Retail
- 飲品
Beverage
- 投資及其他業務
Investments and Others
- 紡織
Textile

截至二零零四年十二月三十一日止年度 for the year ended 31 December 2004

	二零零四年 港幣千元 2004 HK\$'000	二零零三年 港幣千元 2003 HK\$'000
各項業務之營業額 Turnover by segment		
石油及化學品經銷 Petroleum and Chemical Distribution	18,680,861	12,565,348
零售 Retail	13,898,114	9,827,128
食品加工及經銷 Food Processing and Distribution	5,433,955	4,801,464
飲品 Beverage	5,079,388	3,950,167
紡織 Textile	3,851,037	3,201,798
物業 Property	306,997	279,876
投資及其他業務 Investments and Others	–	180,069
小計 Subtotal	47,250,352	34,805,850
對銷業務間之交易 Elimination of inter-segment transactions	(172,249)	(150,678)
總額 Total	47,078,103	34,655,172
各項業務之股東應佔溢利 Profit attributable to shareholders by segment		
石油及化學品經銷 Petroleum and Chemical Distribution	524,520	424,068
零售 Retail	82,980	(98,763)
食品加工及經銷 Food Processing and Distribution	396,162	339,906
飲品 Beverage	112,956	98,162
紡織 Textile	6,530	165,891
物業 Property	311,474	278,686
投資及其他業務 Investments and Others	319,806	367,587
小計 Subtotal	1,754,428	1,575,537
公司總部利息淨額及費用 Net corporate interest and expenses	(151,179)	(120,360)
總額 Total	1,603,249	1,455,177