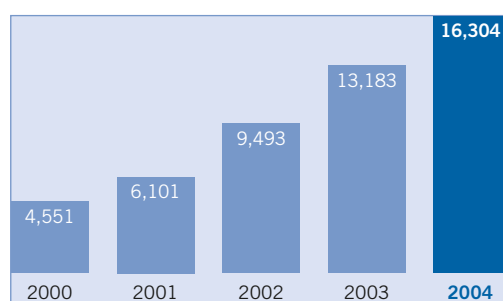


financial highlights

	2004 HK\$ m	2003 HK\$ m	2004 US\$ m	2003 US\$ m	Changes %
Operations					
Turnover	16,304	13,183	2,090	1,690	+23.7
Earnings before interest and taxation	1,132	820	145	105	+38.1
Profit for the year	938	674	120	86	+39.1
Earnings per share, basic (HK / US cents)	70.11	51.56	8.99	6.61	+36.0
Dividend per share (HK / US cents)	17.00	12.50	2.18	1.60	+36.0
Financial position at year end					
Total assets	13,903	9,646	1,782	1,237	+44.1
Net current assets	3,823	1,985	490	254	+92.6
Shareholders' funds	3,439	2,513	441	322	+36.8
Capital expenditure	312	242	40	31	+28.6
Return on equity (%)	27.3	26.8	27.3	26.8	+1.9
Net book value per share (HK\$ / US\$)	2.54	1.90	0.33	0.24	+34.0

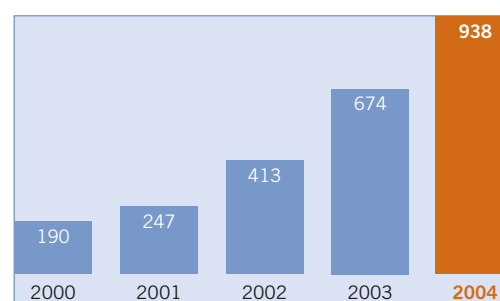
Turnover

HK\$ million



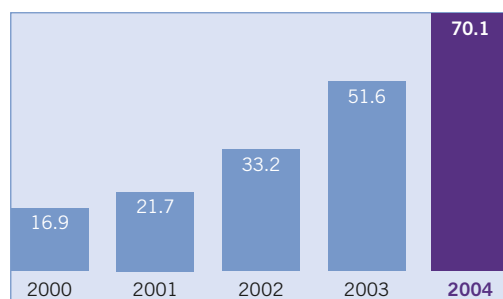
Profit for the year

HK\$ million



Basic earnings per share

HK cents



Return on equity

%

