

Financial Highlight

財務摘要

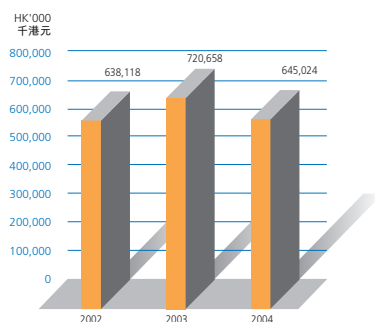
Year ended 31 December

截至十二月三十一日止年度

		2004 二零零四年 HK\$'000 千港元	2003 二零零三年 HK\$'000 千港元	2002 二零零二年 HK\$'000 千港元
Turnover	營業額	645,024	720,658	638,118
Profit from operating activities	經營業務溢利	27,536	23,607	23,395
Net profit attributable to shareholders	股東應佔溢利淨額	13,564	12,878	12,731
Earnings per share	每股盈利	0.36 Cent 仙	0.35 Cent 仙	0.37 Cent 仙
Total assets	資產總值	831,458	833,793	787,080
Total liabilities	負債總值	(358,658)	(381,624)	(355,291)
Minority interests	少數股東權益	(30,465)	(26,124)	(25,197)
Net assets	資產淨值	442,335	426,045	406,592

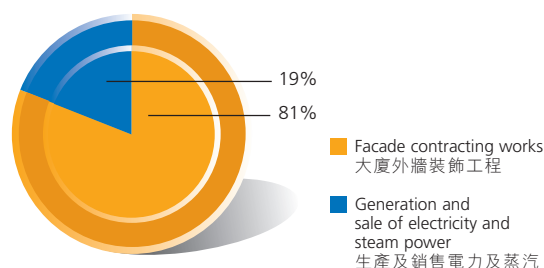
Turnover

營業額



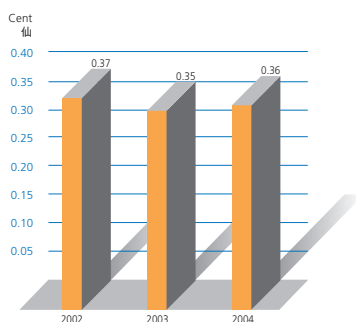
2004 Turnover by Segments

二零零四年按業務劃分營業額



Earnings per share

每股盈利



Net assets

資產淨值

