

Financial Review

Five Year Financial Summary

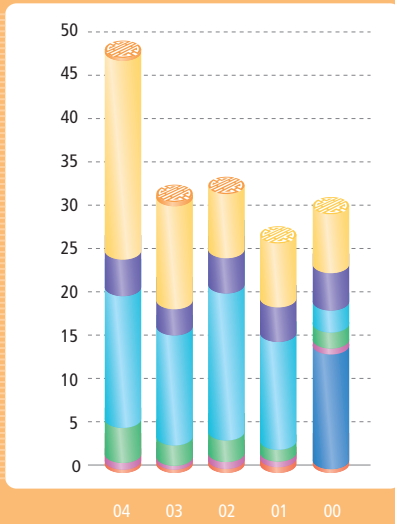
A summary of the published results and of the assets, liabilities and minority interests of the Group for the last five financial years, as extracted from the published audited financial statements is set out below.

	2004	2003	2002	2001	2000
	HK\$'000	HK\$'000	HK\$'000	HK\$'000	HK\$'000
			(Restated)	(Restated)	(Restated)
Results					
Turnover	4,802,021	3,300,916	3,401,695	2,758,579	3,134,170
Net profit/(loss) from ordinary activities attributable to shareholders	901,654	(39,810)	532,598	619,765	145,540
Dividends	435,200	169,298	380,118	374,679	130,044
Assets, liabilities and minority interests					
Total assets	11,720,136	11,217,949	10,511,541	10,638,392	8,524,603
Total liabilities	(2,985,493)	(3,631,131)	(2,358,827)	(2,597,744)	(1,994,575)
Minority interests	(386,313)	(334,755)	(332,827)	(353,003)	(317,251)
	8,348,330	7,252,063	7,819,887	7,687,645	6,212,777

Financial Review

Turnover by Principal Activities

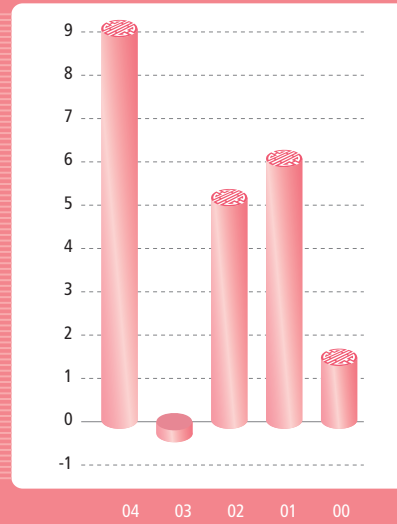
HK\$ (100 million)



- Golf Club
- Infrastructure
- Passenger Transportation
- Hotels
- Tours
- Theme Park
- Freight Forwarding
- Treasury

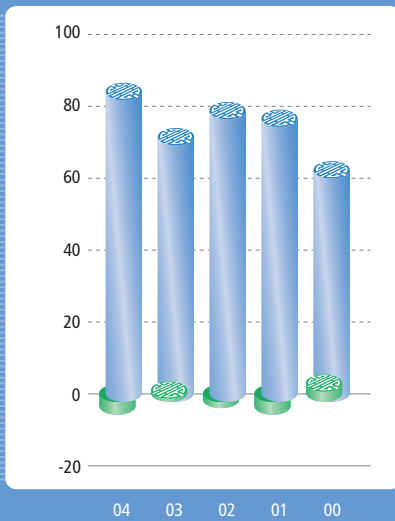
Profit/(Loss) Attributable to Shareholders

HK\$ (100 million)



Net Debt to Equity

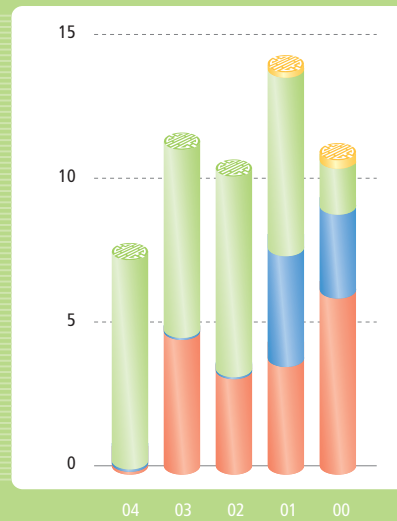
HK\$ (100 million)



- Net Interest Bearing Debt/(Net Cash)
- Equity

Debt Maturity Profile

HK\$ (100 million)



- > 5 Years
- > 2 Years & < 5 Years
- > 1 Year & < 2 Years
- < 1 Year