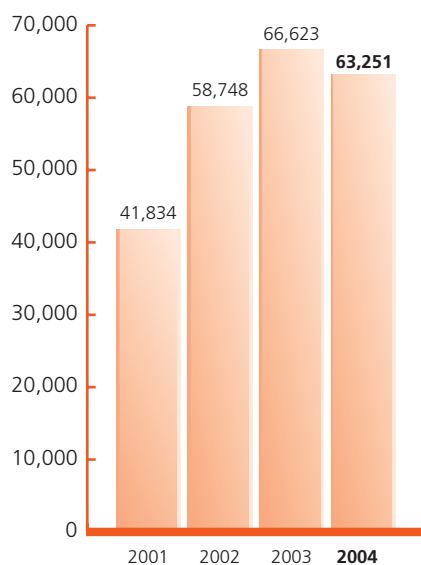


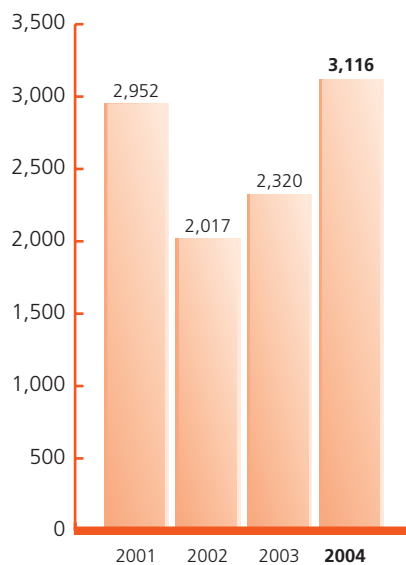
Financial Highlights



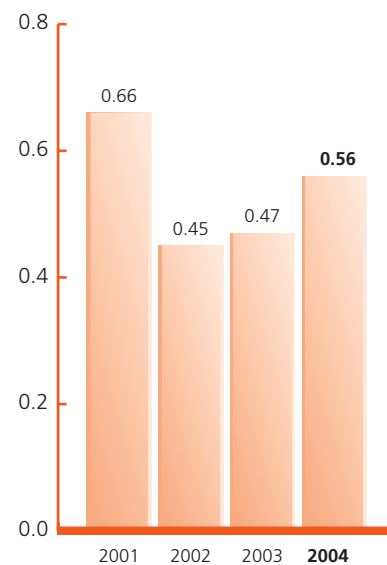
Total Revenue



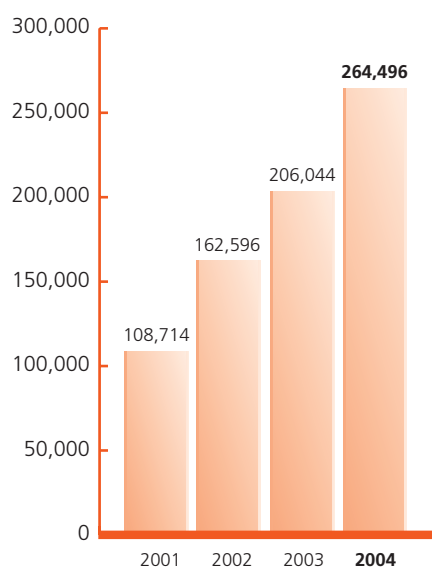
Net Profit



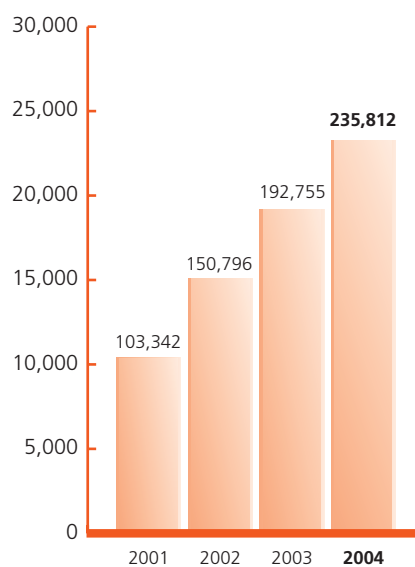
Earnings Per Share



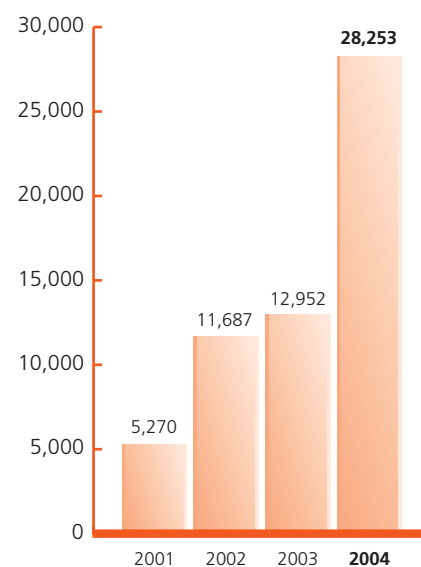
Total Assets



Total Liabilities



Total Equity



	2001	2002	2003	2004
PROFIT AND LOSS (In RMB million)				
Total Revenue	41,834	58,748	66,623	63,251
Net Profit	2,952	2,017	2,320	3,116
BALANCE SHEET (In RMB million)				
Total Assets	108,714	162,596	206,044	264,496
Total Liabilities	103,342	150,796	192,755	235,812
Total Equity	5,270	11,687	12,952	28,253
PER ORDINARY SHARE (In RMB)				
Basic Earnings	0.66	0.45	0.47	0.56