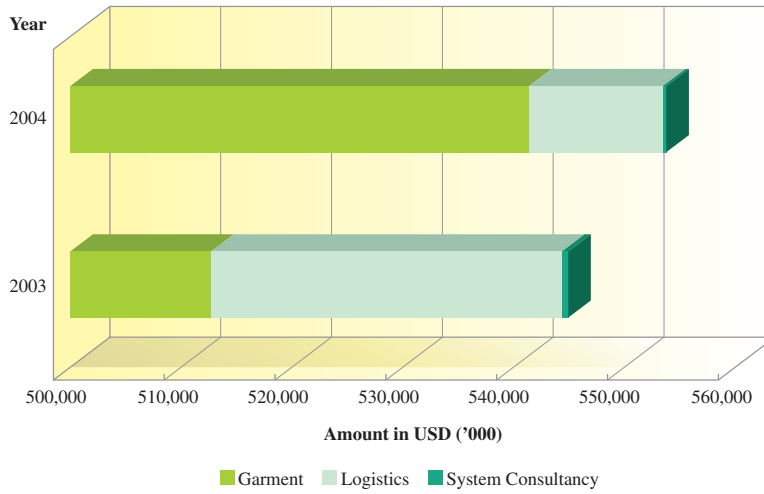


## KEY FINANCIAL HIGHLIGHTS

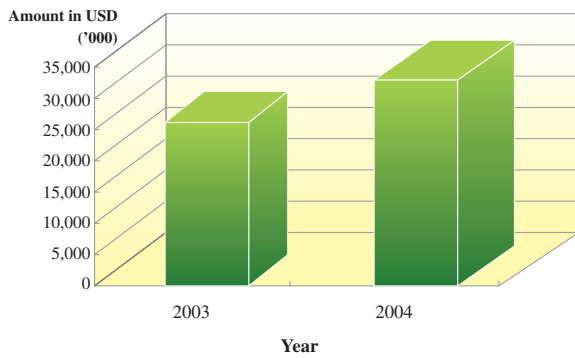
	2004 US\$'000	2003 US\$'000
<b>Turnover</b>	<b>553,766</b>	544,924
<b>Gross Profit</b> As a percentage of turnover	<b>125,799</b> <b>22.7%</b>	137,243 25.2%
<b>Operating Profit</b> As a percentage of turnover	<b>38,363</b> <b>6.9%</b>	33,994 6.2%
<b>Profit Attributable to Shareholders</b> As a percentage of turnover	<b>30,361</b> <b>5.5%</b>	23,566 4.3%
<b>Earnings per Share</b>	<b>US 3.9 cents</b>	US 3.5 cents
<b>Dividend per Share</b> – Final	<b>US 0.52 cent</b>	N/A
<b>Shareholders' Funds</b>	<b>174,228</b>	55,659

# KEY FINANCIAL HIGHLIGHTS

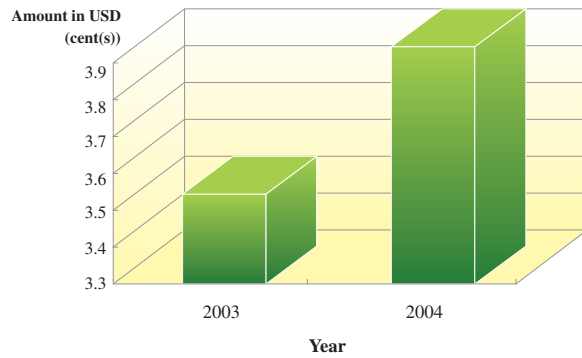
## Turnover



## 2004 Profit After Taxation



## 2004 Earnings per Share



## Sales by Geographical

