

1. FINANCIAL HIGHLIGHTS

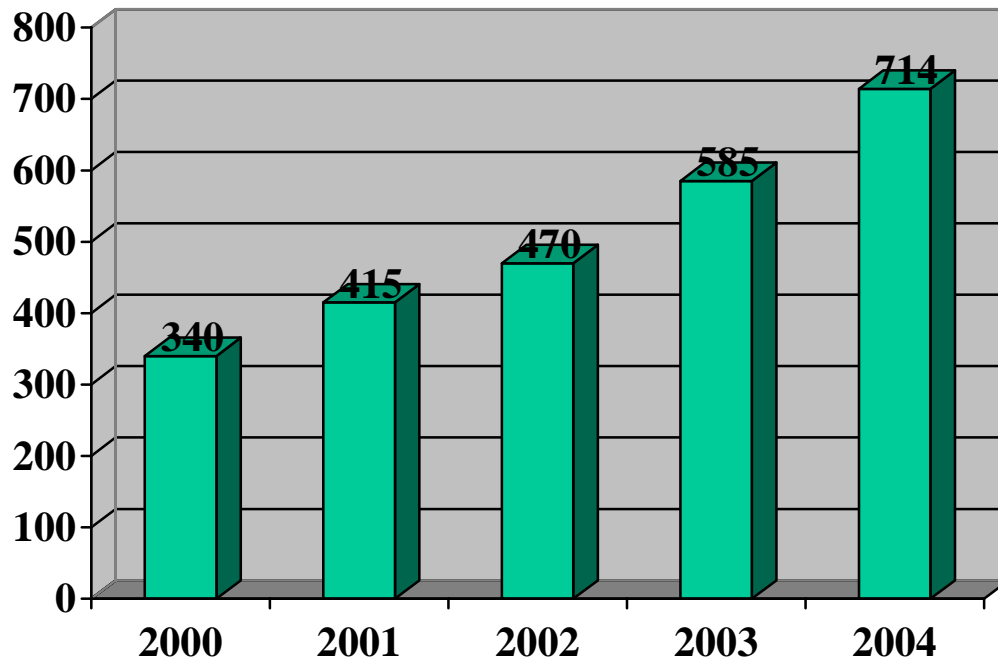
Five-Year Statistics

(Financial figures are expressed in Renminbi (“RMB”) million)

		<u>For the year ended 31 December</u>				
		2004	2003	2002	2001	2000
<hr/>						
Results						
Turnover	1.1	<u>714</u>	<u>585</u>	<u>470</u>	<u>415</u>	<u>340</u>
Profit attributable to						
Shareholders	1.3	<u>137</u>	<u>108</u>	<u>93</u>	<u>59</u>	<u>48</u>
Assets and liabilities						
Non-current assets		<u>105</u>	<u>86</u>	<u>77</u>	<u>51</u>	<u>39</u>
Current assets		<u>718</u>	<u>607</u>	<u>282</u>	<u>250</u>	<u>200</u>
Current liabilities		<u>146</u>	<u>100</u>	<u>155</u>	<u>150</u>	<u>111</u>
Net current assets		<u>572</u>	<u>507</u>	<u>127</u>	<u>100</u>	<u>89</u>
Non-current liabilities		<u>-</u>	<u>-</u>	<u>-</u>	<u>-</u>	<u>-</u>
Total assets less						
liabilities		<u>677</u>	<u>593</u>	<u>204</u>	<u>151</u>	<u>128</u>
Shareholders' Equity		<u>677</u>	<u>593</u>	<u>204</u>	<u>151</u>	<u>128</u>

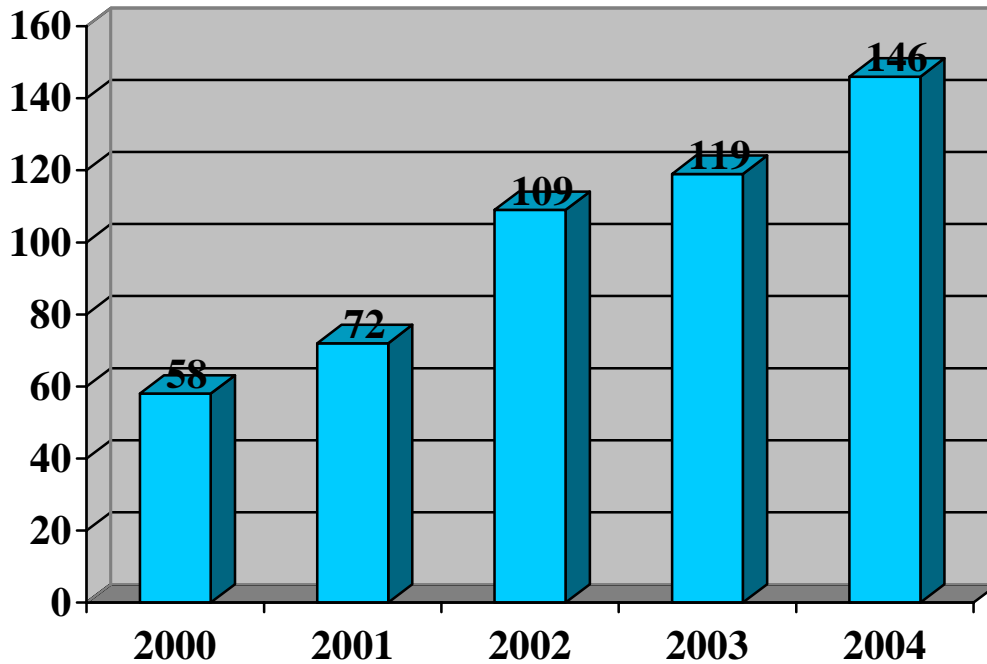
1.1 Turnover

RMB millions



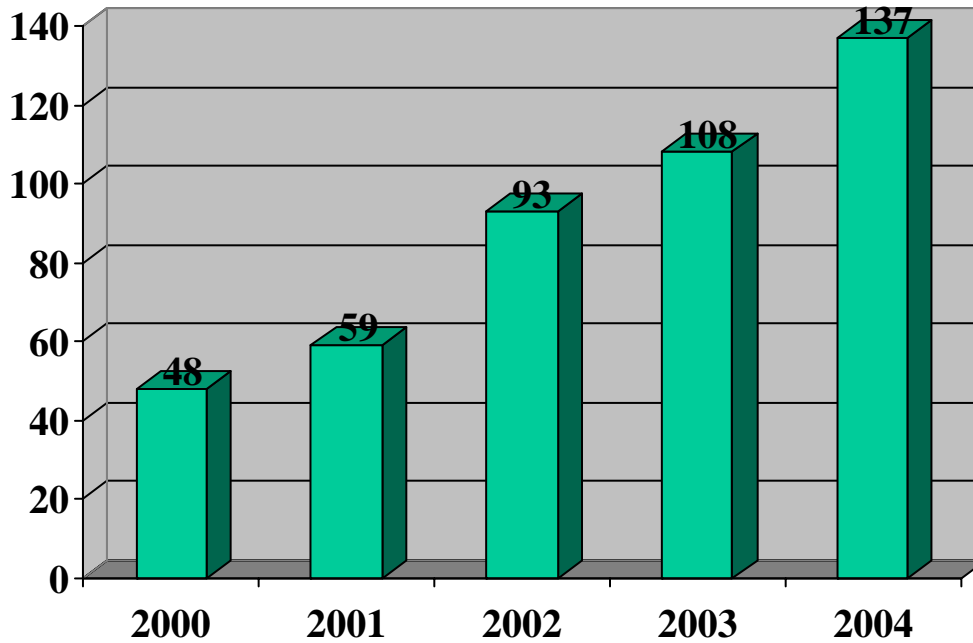
1.2 Profit from Operations

RMB millions



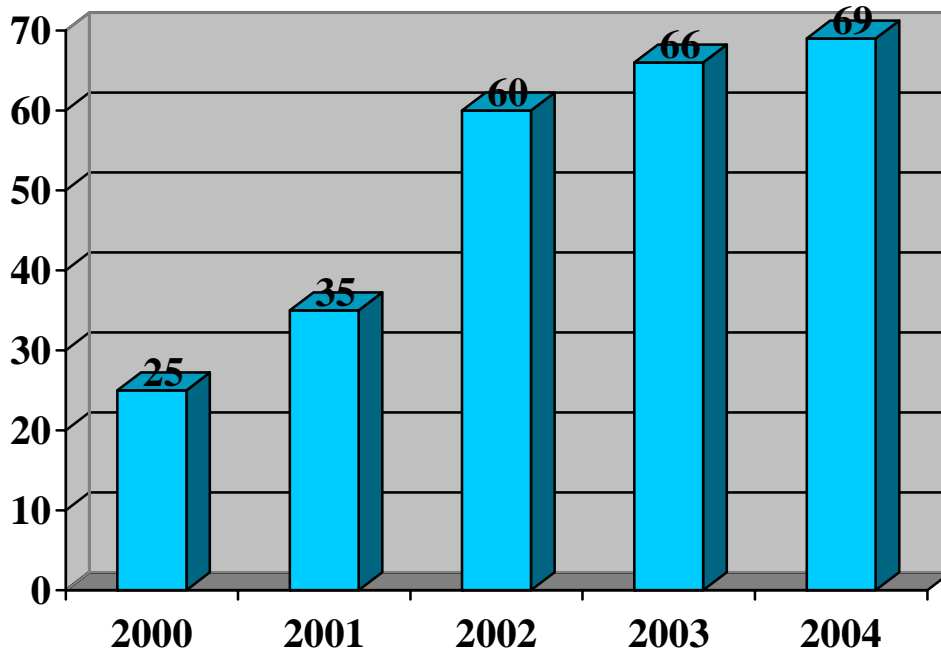
1.3 Profit Attributable to Shareholders

RMB millions



1.4 Dividend history

RMB millions



*Note to Figure 1.4: Subject to the approval of the shareholders of the Company at the forthcoming annual general meeting of a final dividend of RMB0.0875 per share, totaling RMB47.534 million