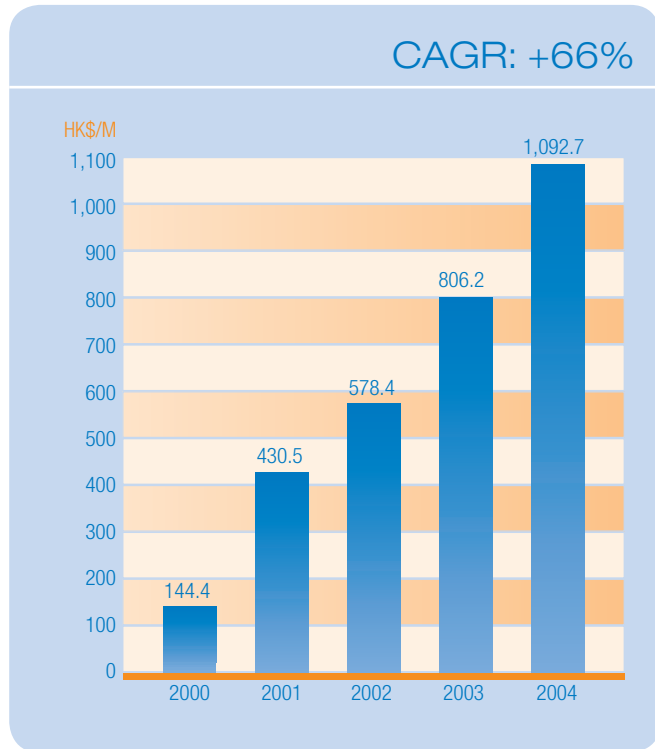
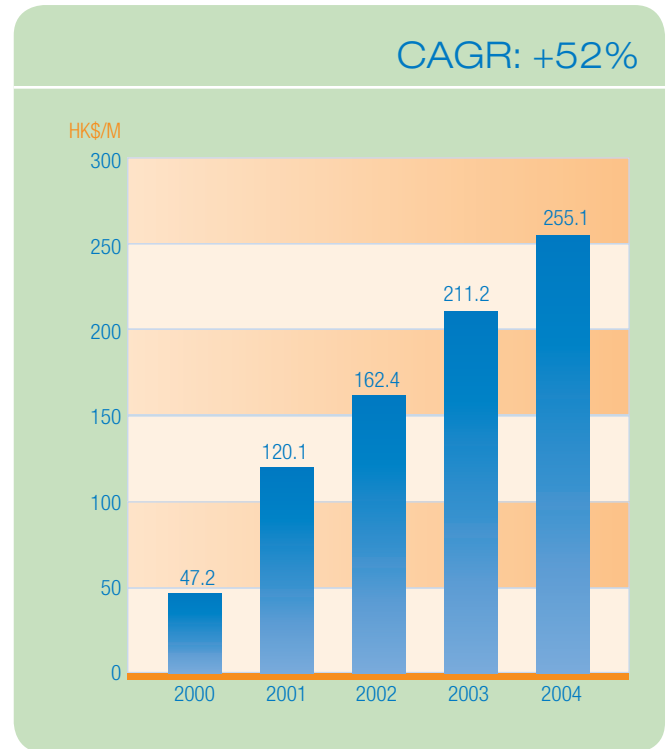


# Financial Summary

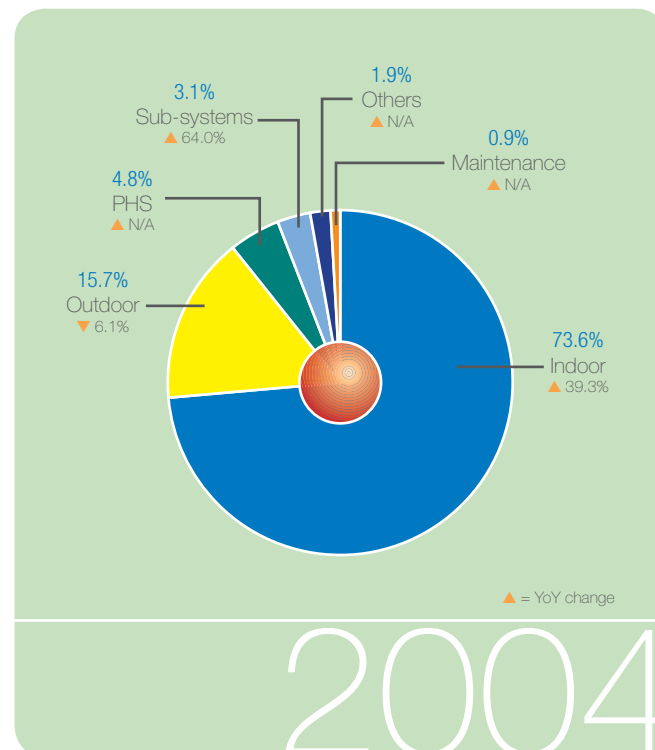
## Turnover



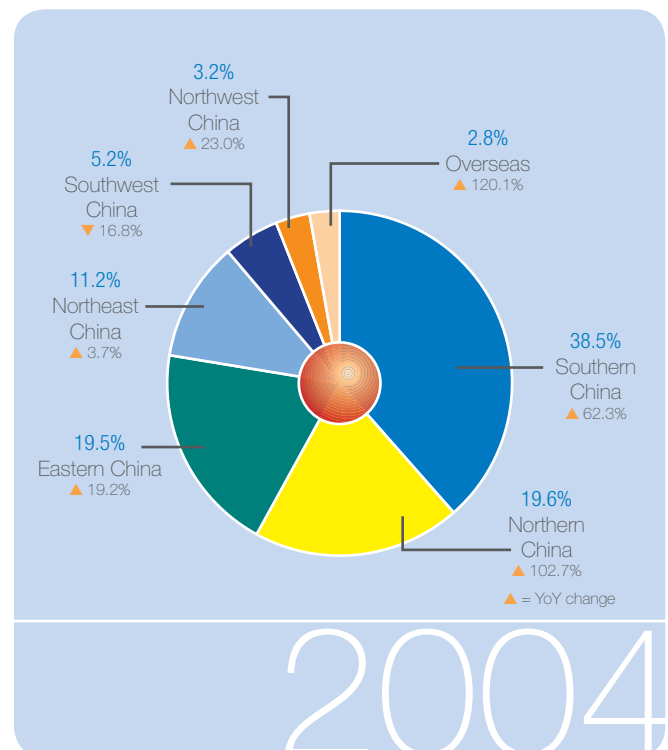
## Net Profit



## Turnover Breakdown by Solutions



## Turnover Breakdown by Regions





## Financial Summary

For the year ended 31 December	2004 HK\$'000	2003 HK\$'000	change
Turnover	1,092,761	806,232	+35.5%
Gross profit	469,449	374,225	+25.4%
Profit attributable to shareholders	255,105	211,162	+20.8%
Basic earnings per share (HK cents)	30.71	29.91	+2.7%
Total dividends per share (HK cents)	9	5	+80.0%

## Key Financial Figures

As at 31 December	2004 HK\$'000	2003 HK\$'000
Total assets	1,828,652	1,317,930
Net assets	1,100,986	918,503
Cash and bank balances	516,299	587,011
Current ratio	2.3X	3.1X
Inventory turnover days	221	173
Receivable turnover days	137	116
Payable turnover days	130	103