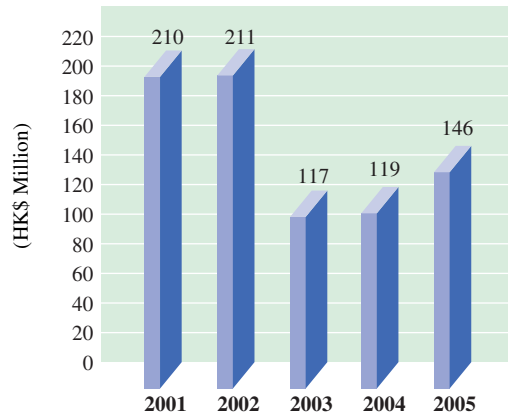


Financial Summary

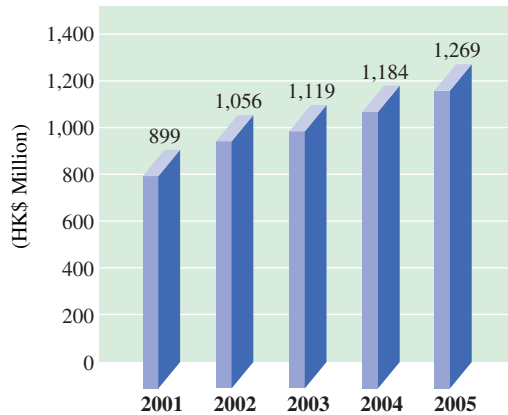
Net Profit (note 1)



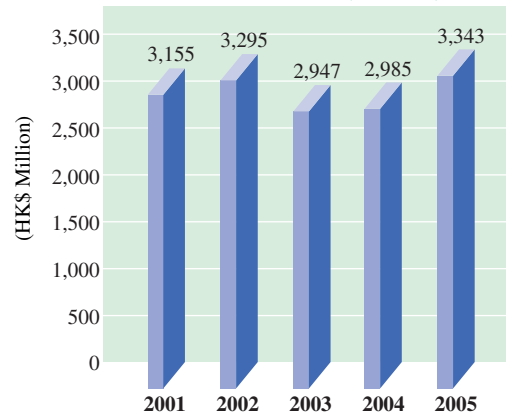
Earnings per Share (note 2)



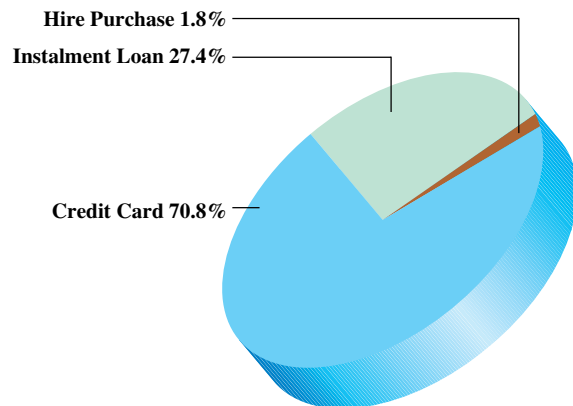
Shareholders' Funds (note 3)



Total Assets (note 4)



Turnover (note 5)



Notes:

1. Represents the net profit for the financial years ended 20th February 2001, 2002, 2003, 2004 and 2005.
2. Represents the earnings per share for the financial years ended 20th February 2001, 2002, 2003, 2004 and 2005.
3. Represents the shareholders' funds as at 20th February 2001, 2002, 2003, 2004 and 2005.
4. Represents the total assets as at 20th February 2001, 2002, 2003, 2004 and 2005.
5. Represents the respective percentage of turnover by business segments for the financial year ended 20th February 2005.

Financial Summary

A summary of the results and of the assets and liabilities for the last five financial years, as extracted from the audited financial statements, is set out below:

RESULTS					
	For the year ended 20th February				
	2001 HK\$'000	2002 HK\$'000	2003 HK\$'000	2004 HK\$'000	2005 HK\$'000
Turnover	<u>817,140</u>	<u>849,205</u>	<u>789,201</u>	<u>771,176</u>	<u>878,359</u>
Profit before taxation	242,174	247,671	138,195	145,699	177,752
Income tax	<u>(32,170)</u>	<u>(36,669)</u>	<u>(20,890)</u>	<u>(26,337)</u>	<u>(31,411)</u>
Net profit for the year	<u>210,004</u>	<u>211,002</u>	<u>117,305</u>	<u>119,362</u>	<u>146,341</u>
Earnings per share	<u>50.15 cents</u>	<u>50.39 cents</u>	<u>28.01 cents</u>	<u>28.50 cents</u>	<u>34.95 cents</u>
Dividend per share	<u>12.50 cents</u>	<u>13.00 cents</u>	<u>13.00 cents</u>	<u>14.00 cents</u>	<u>16.00 cents</u>
ASSETS AND LIABILITIES					
	At 20th February				
	2001 HK\$'000	2002 HK\$'000	2003 HK\$'000	2004 HK\$'000	2005 HK\$'000
Total assets	3,154,914	3,295,343	2,946,952	2,984,547	3,343,061
Total liabilities	<u>(2,255,639)</u>	<u>(2,239,506)</u>	<u>(1,828,247)</u>	<u>(1,800,920)</u>	<u>(2,073,814)</u>
Shareholders' funds	<u>899,275</u>	<u>1,055,837</u>	<u>1,118,705</u>	<u>1,183,627</u>	<u>1,269,247</u>