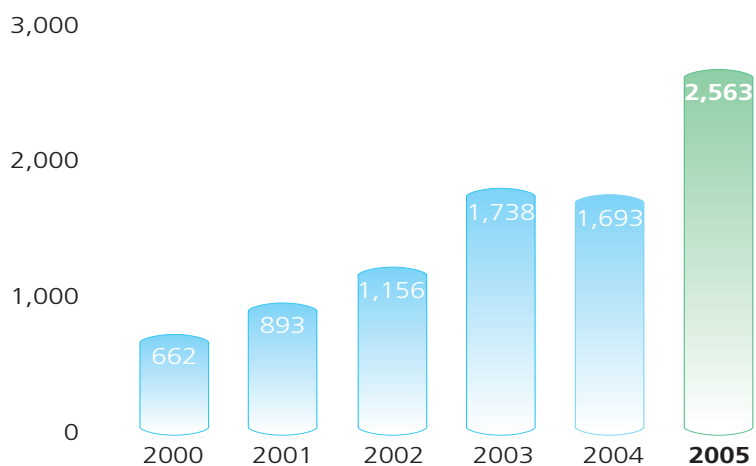


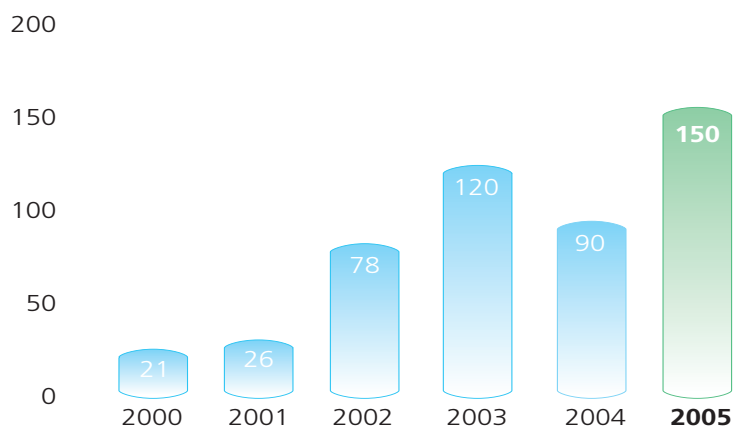
Turnover HK\$ million

營業額 百萬港元



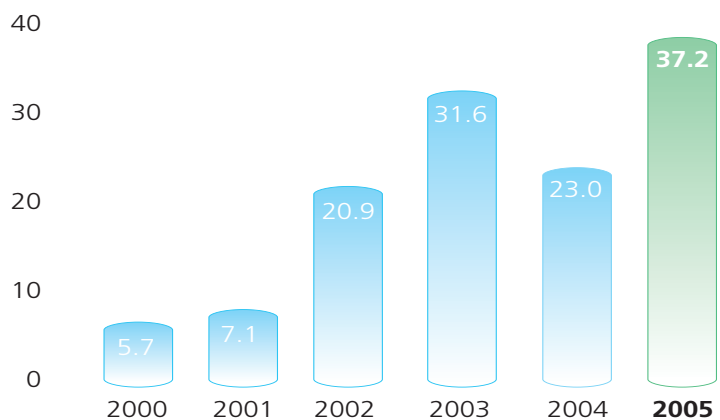
Profit attributable to shareholders HK\$ million

股東應佔溢利 百萬港元



Basic earnings per share HK cents

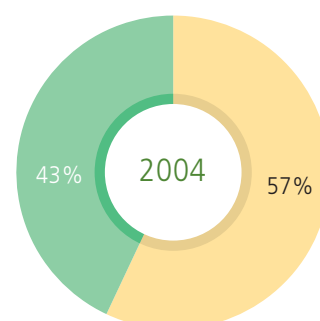
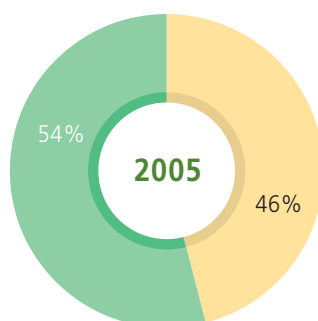
每股基本溢利 港仙



Turnover percentage by Products

按產品劃分的營業額百分率

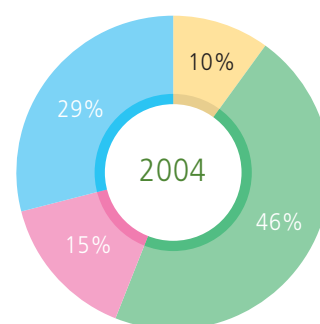
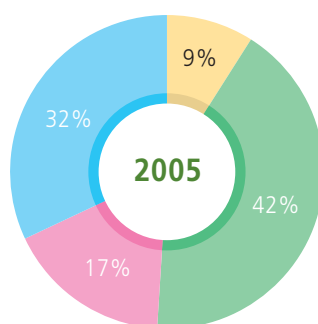
- Metal and Plastic Business
五金塑膠業務
- Electronics Manufacturing Services Business
電子專業代工業務



Turnover percentage by Geographical Location

按產品所在地劃分的營業額百分率

- Japan
日本
- Asia (excluding Japan)
亞洲 (不包括日本)
- North America
北美洲
- Western Europe
西歐



		2005 二零零五年	2004 二零零四年	% Changes 變動百分比
<i>HK\$ million</i>	百萬港元			
Turnover	營業額	2,563	1,693	+51%
Gross profit	毛利	317	231	+37%
Operating profit	經營溢利	183	107	+71%
Profit attributable to shareholders	股東應佔溢利	150	90	+66%
Total assets	資產總值	1,654	984	+68%
Shareholders' equity	股東權益	450	375	+20%
<i>In Million</i>	百萬股			
Number of shares	股份數目	408	401	+2%
Per Share Data		每股資料		
<i>HK Cents</i>	港仙			
Basic earnings	基本溢利	37.2	23.0	+62%
Diluted earnings	攤薄後溢利	36.7	22.1	+66%
Total cash dividends	總現金股息	21.0	20.0	+5%
<i>HK\$</i>	港元			
Net asset value per share	每股資產淨值	1.104	0.936	+18%
Financial Ratios		財務比率		
Gross profit margin (%)	邊際毛利 (%)	12.4	13.7	-9%
Net profit margin (%)	邊際純利 (%)	5.9	5.3	+11%
Net current ratio	淨流動比率	1.4	1.7	-18%
Net quick ratio	淨速動比率	0.8	1.1	-27%
Net gearing ratio (%)	淨資本負債比率 (%)	52	2	+2,500%
Interest coverage	利息涵蓋比率	24	23	+4%
Dividend payout (%)	派息比率 (%)	57	90	-37%
Turnover to net bank borrowings	營業額與淨銀行負債比率	11	269	-96%

Definitions

定義

Basic earnings per share	$\frac{\text{Profit attributable to shareholders}}{\text{Weighted average number of shares}}$	每股基本溢利	$\frac{\text{股東應佔溢利}}{\text{加權平均股數}}$
Diluted earnings per share	$\frac{\text{Profit attributable to shareholders}}{\text{Diluted weighted average number of shares}}$	每股攤薄後溢利	$\frac{\text{股東應佔溢利}}{\text{攤薄加權平均股數}}$
Net asset value per share	$\frac{\text{Net assets}}{\text{Number of shares as at year end}}$	每股資產淨值	$\frac{\text{資產淨值}}{\text{年終股數}}$
Gross profit margin (%)	$\frac{\text{Gross profit}}{\text{Turnover}} \times 100\%$	邊際毛利 (%)	$\frac{\text{毛利}}{\text{營業額}} \times 100\%$
Net profit margin (%)	$\frac{\text{Profit attributable to shareholders}}{\text{Turnover}} \times 100\%$	邊際純利 (%)	$\frac{\text{股東應佔溢利}}{\text{營業額}} \times 100\%$
Net current ratio	$\frac{\text{Current assets (less cash and bank deposits)}}{\text{Current liabilities (less cash and bank deposits)}}$	淨流動比率	$\frac{\text{流動資產(減現金及銀行存款)}}{\text{流動負債(減現金及銀行存款)}}$
Net quick ratio	$\frac{\text{Current assets (less inventories and cash and bank deposits)}}{\text{Current liabilities (less cash and bank deposits)}}$	淨速動比率	$\frac{\text{流動資產(減存貨及現金及銀行存款)}}{\text{流動負債(減現金及銀行存款)}}$
Net gearing ratio (%)	$\frac{\text{Bank borrowings (less cash and bank deposits)}}{\text{Shareholders' equity}}$	淨資本負債比率 (%)	$\frac{\text{銀行借貸 (減現金及銀行存款)}}{\text{股東權益}}$
Interest coverage	$\frac{\text{Earnings before interest, tax, depreciation and amortisation}}{\text{Interest paid}}$	利息涵蓋比率	$\frac{\text{扣除利息支出、稅項、折舊及攤銷前溢利}}{\text{利息支出}}$
Dividend payout (%)	$\frac{\text{Dividends}}{\text{Profit attributable to shareholders}} \times 100\%$	派息比率 (%)	$\frac{\text{股息}}{\text{股東應佔溢利}} \times 100\%$
Turnover to net bank borrowings	$\frac{\text{Turnover}}{\text{Net bank borrowings}}$	營業額與淨銀行負債比率	$\frac{\text{營業額}}{\text{淨銀行負債}}$