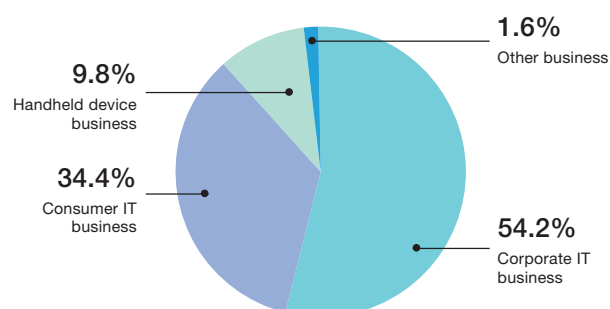


# Financial Highlights

For the year ended March 31	2005 HK\$m	2004 HK\$m	Increase/ (Decrease)
<b>Operating Results</b>			
Turnover	22,555	23,176	(2.7%)
EBITDA	1,174	1,125	4.3%
Profit attributable to shareholders	1,120	1,053	6.4%
Earnings per share – fully diluted (HK cents)	14.97	13.99	7.0%
<b>Financial Position</b>			
Total assets	9,032	8,342	8.3%
Cash and cash equivalents	3,019	2,650	13.9%
Shareholders' fund	5,204	4,489	15.9%
<b>Financial Ratio</b>			
ROA (Return on assets) (%)	12.7	14.4	(11.8%)
ROE (Return on equity) (%)	23.1	24.7	(6.5%)
Current ratio (times)	1.9	1.9	–
<b>Dividend Per Ordinary Share</b>			
Interim dividend (HK cents)	2.4	2.0	20.0%
Proposed final dividend (HK cents)	2.8	3.0	(6.7%)
Proposed total dividend (HK cents)	5.2	5.0	4.0%

## Turnover Analysis by Business Segment

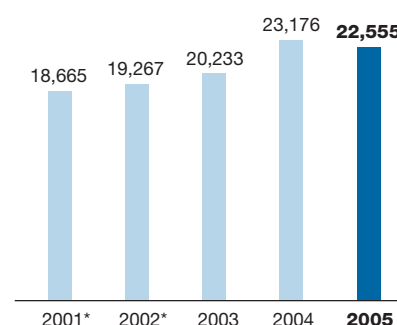
for the year ended March 31, 2005



## Turnover

for the year ended March 31 (HK\$m)

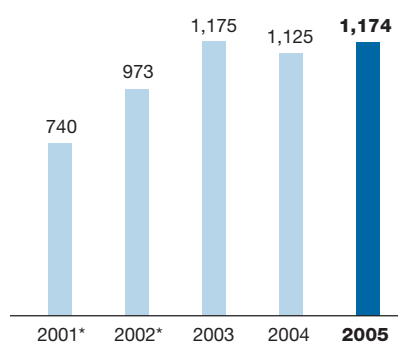
\* proforma



## EBITDA

for the year ended March 31 (HK\$m)

\* proforma

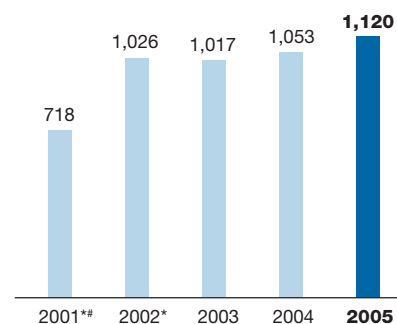


## Profit Attributable to Shareholders

for the year ended March 31 (HK\$m)

\* proforma

# Before restatement of amortization of intangible assets





**TOGETHER**  
WE ARE A GLOBAL FORCE

