

## 五年財務概要

## FIVE YEAR FINANCIAL SUMMARY

以下為本集團截至二零零五年三月三十一日止前五個年度每年之綜合業績。

The following is a summary of the consolidated results, assets and liabilities of the Group for each of the last five years ended 31 March 2005.

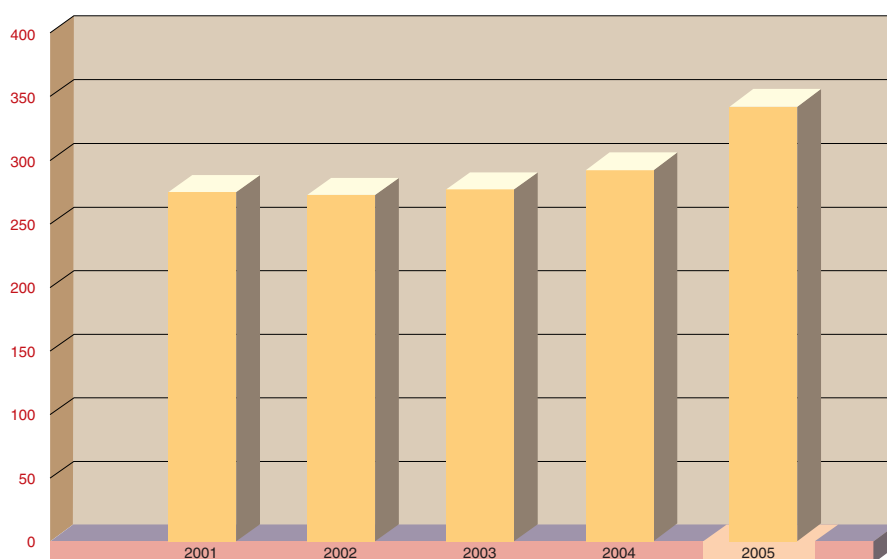
|        |                                     | 二零零五<br>2005<br>千港元<br>HK\$'000 | 二零零四<br>2004<br>千港元<br>HK\$'000 | 二零零三<br>2003<br>千港元<br>HK\$'000 | 二零零二<br>2002<br>千港元<br>HK\$'000 | 二零零一<br>2001<br>千港元<br>HK\$'000 |
|--------|-------------------------------------|---------------------------------|---------------------------------|---------------------------------|---------------------------------|---------------------------------|
| 營業額    | Turnover                            | 1,225,840                       | 841,606                         | 773,487                         | 733,574                         | 880,543                         |
| 股東應佔盈利 | Profit attributable to shareholders | 20,438                          | 14,502                          | 11,796                          | 10,595                          | 25,688                          |
| 資產總值   | Total assets                        | 606,135                         | 473,493                         | 430,755                         | 375,197                         | 466,195                         |
| 負債總額   | Total liabilities                   | 258,282                         | 192,707                         | 158,475                         | 111,228                         | 201,756                         |
| 資產淨值   | Net assets                          | 347,853                         | 280,786                         | 272,280                         | 263,969                         | 264,439                         |
| 股本     | Share capital                       | 26,596                          | 15,881                          | 15,881                          | 15,912                          | 15,912                          |
| 儲備     | Reserves                            | 320,630                         | 264,229                         | 254,464                         | 246,272                         | 246,622                         |
| 股東權益   | Shareholders' equity                | 347,226                         | 280,110                         | 270,345                         | 262,184                         | 262,534                         |
| 少數股東權益 | Minority interests                  | 627                             | 676                             | 1,935                           | 1,785                           | 1,905                           |
|        |                                     | 347,853                         | 280,786                         | 272,280                         | 263,969                         | 264,439                         |

五年財務概要 (續)

FIVE YEAR FINANCIAL SUMMARY (continued)

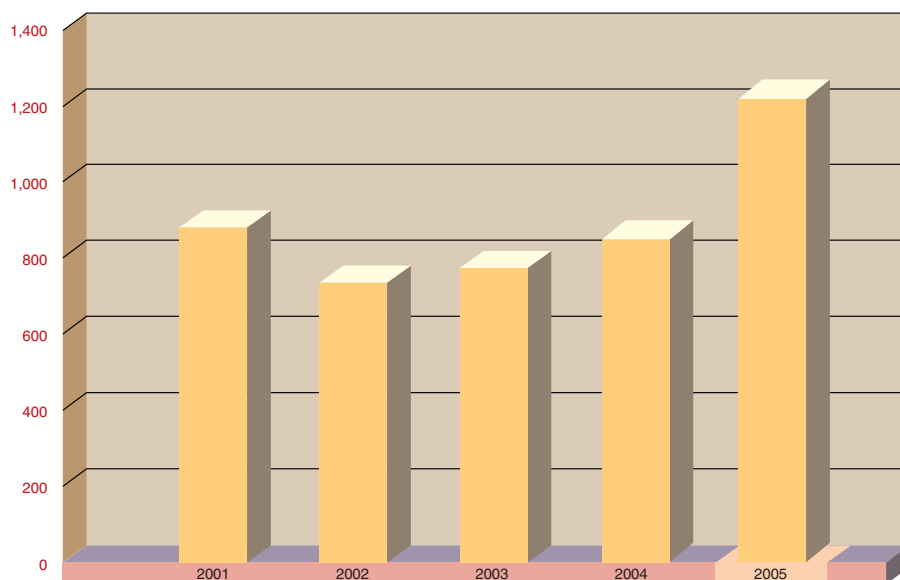
資產淨值  
Net Assets

百萬港元  
HK\$ million

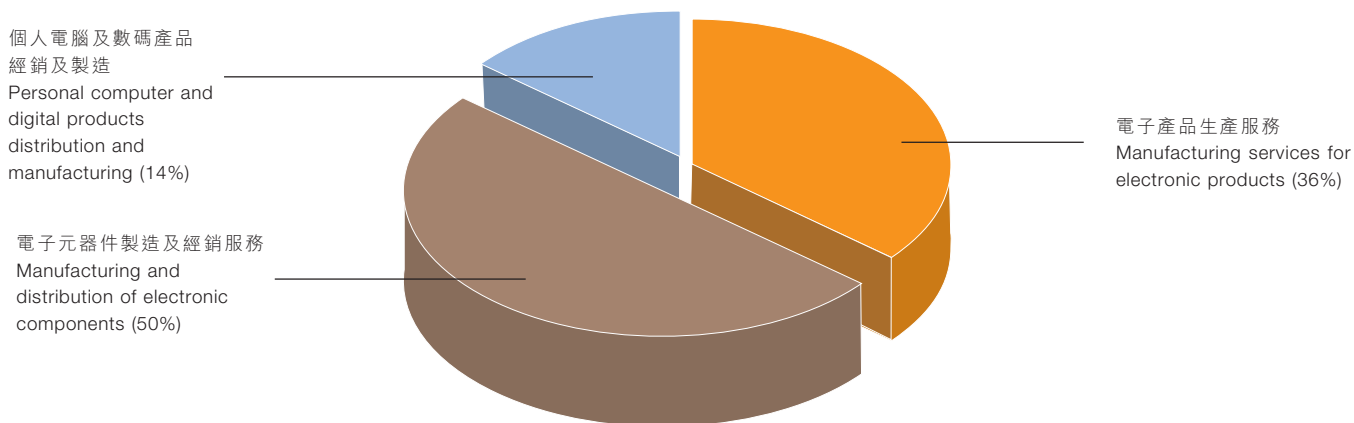


營業額  
Turnover

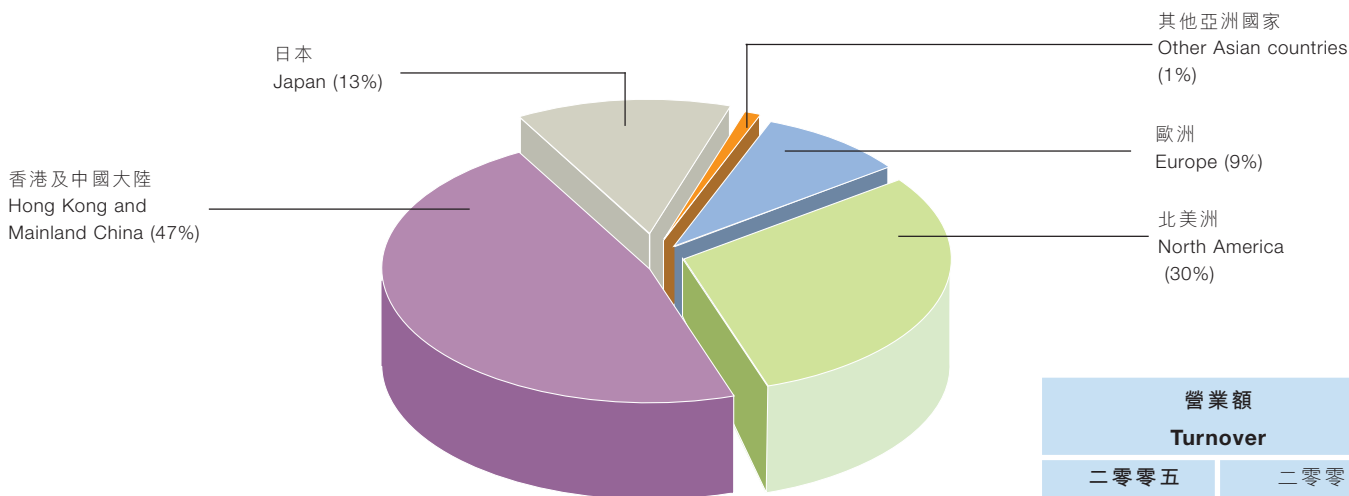
百萬港元  
HK\$ million



### 二零零五年度按主要業務劃分之營業額 TURNOVER BY PRINCIPAL BUSINESS FOR 2005



### 二零零五年度按地區劃分之營業額 TURNOVER BY GEOGRAPHICAL SEGMENT FOR 2005



| 營業額<br>Turnover  |                 |
|------------------|-----------------|
| 二零零五<br>2005     | 二零零四<br>2004    |
| 千港元<br>HK\$'000  | 千港元<br>HK\$'000 |
| 611,938          | 530,126         |
| 439,527          | 311,480         |
| 174,375          | —               |
| <b>1,225,840</b> | <b>841,606</b>  |

|                |   |
|----------------|---|
| 電子元件製造及經銷服務    | Manufacturing and distribution of electronic components               |
| 電子產品生產服務       | Manufacturing services for electronic products                        |
| 個人電腦及數碼產品經銷及製造 | Personal computer and digital products distribution and manufacturing |