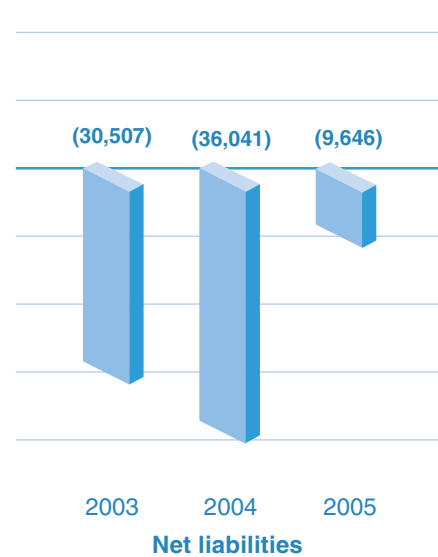
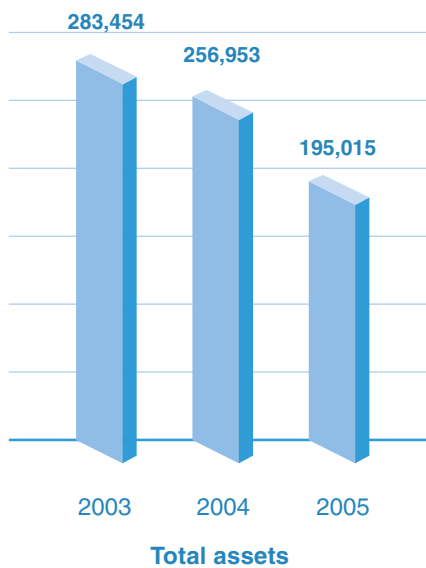
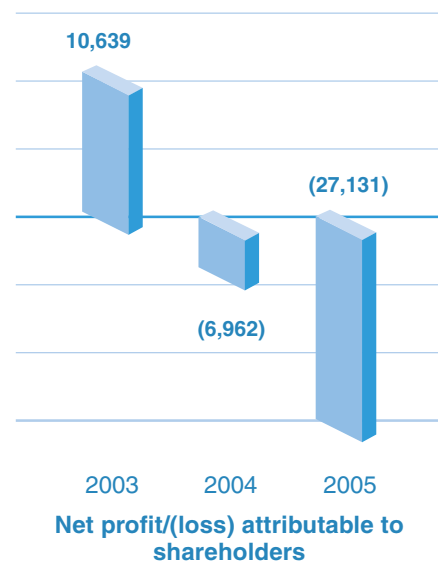
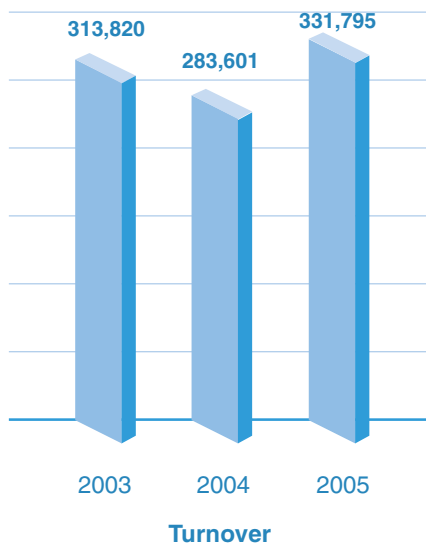





Financial Highlights

THREE YEARS KEY FINANCIAL DATA (IN HK\$'000)

	2005	2004	2003
Turnover	331,795	283,601	313,820
Net profit/(loss) attributable to shareholders	(27,131)	(6,962)	10,639
Total assets	195,015	256,953	283,454
Net liabilities	(9,646)	(36,041)	(30,507)

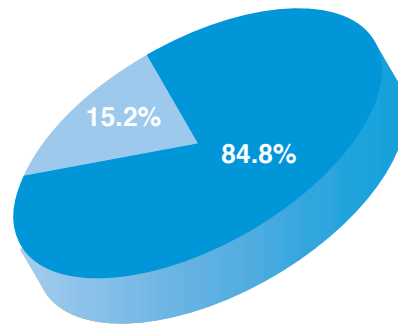




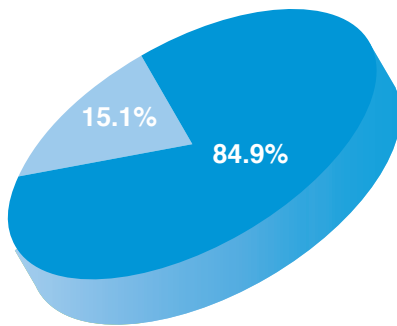
Financial Highlights

TURNOVER BY PRODUCTS (IN HK\$'000)

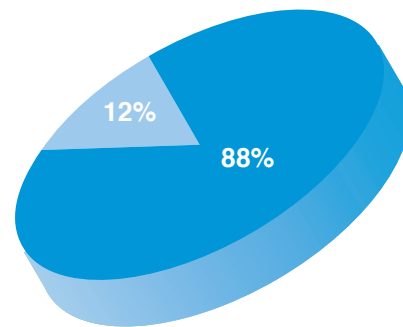
	2005	2004	2003
PVC films	292,020	240,754	266,107
PVC floor coverings	39,775	42,847	47,713
Total	331,795	283,601	313,820



2003



2004



2005

- PVC Films
- PVC Floor Coverings