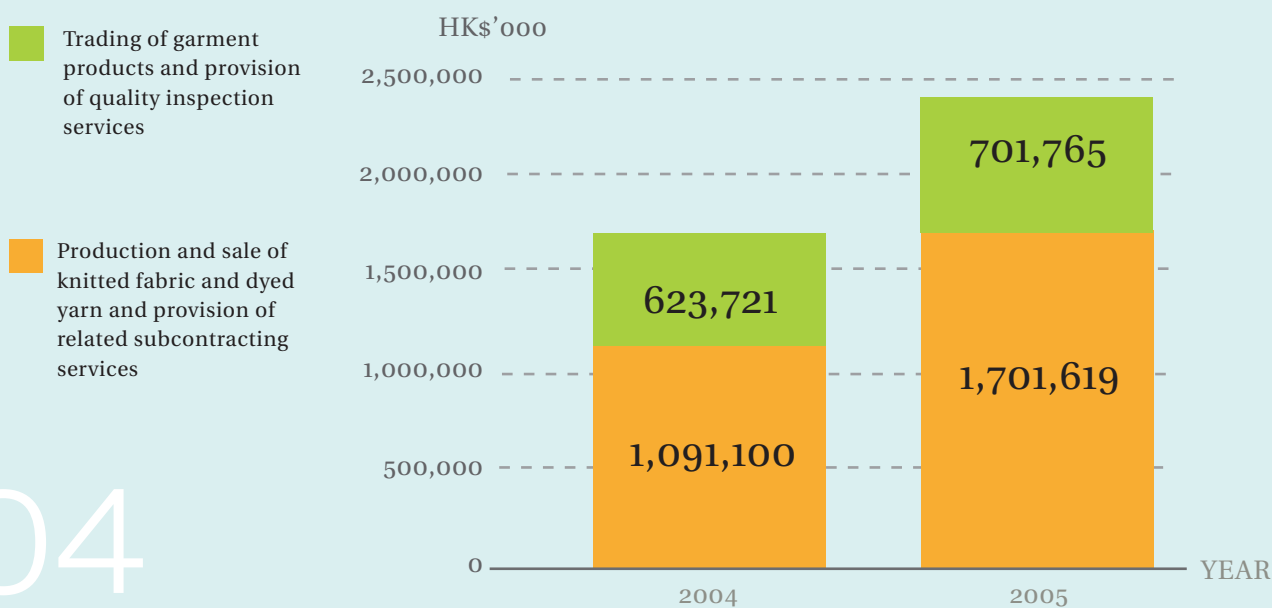


Financial Highlights and Summary

RESULTS

	YEAR ENDED 31 MARCH				
	2001 HK\$'000	2002 HK\$'000	2003 HK\$'000	2004 HK\$'000	2005 HK\$'000
Turnover	603,468	872,572	1,249,029	1,714,821	2,403,384
Profit before taxation	24,576	37,142	118,383	183,614	235,335
Taxation	(869)	(1,816)	(11,761)	(11,607)	(14,323)
Profit before minority interests	23,707	35,326	106,622	172,007	221,012
Minority interests	165	(1,643)	(14,354)	(18,717)	(17,357)
Net profit for the year	23,872	33,683	92,268	153,290	203,655
Distributions	-	10,793	32,826	47,794	62,132

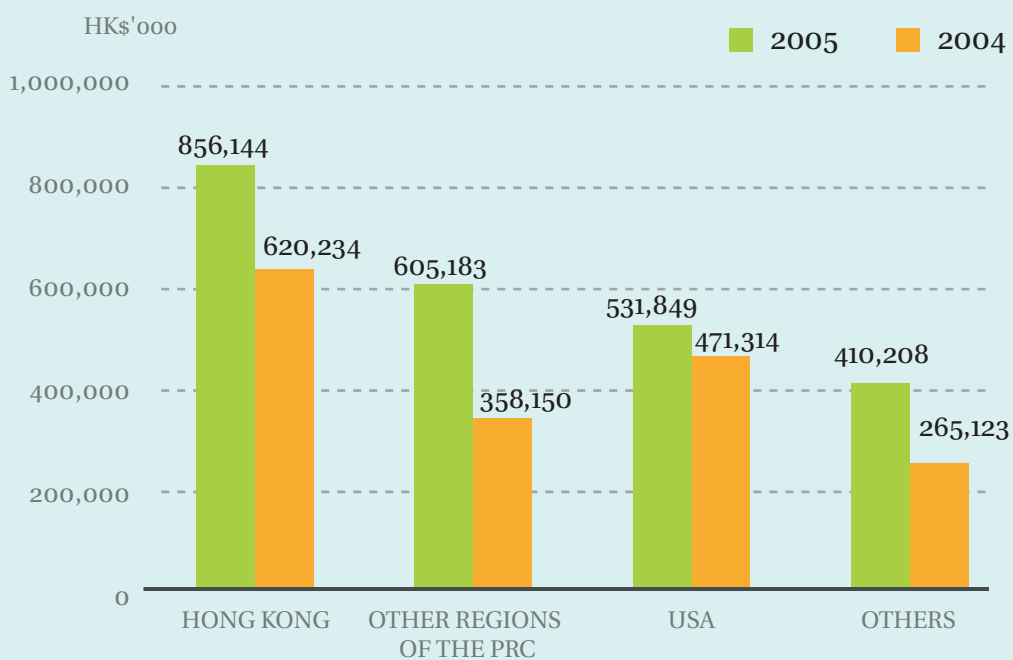
TURNOVER BY BUSINESS SEGMENTS



ASSETS AND LIABILITIES

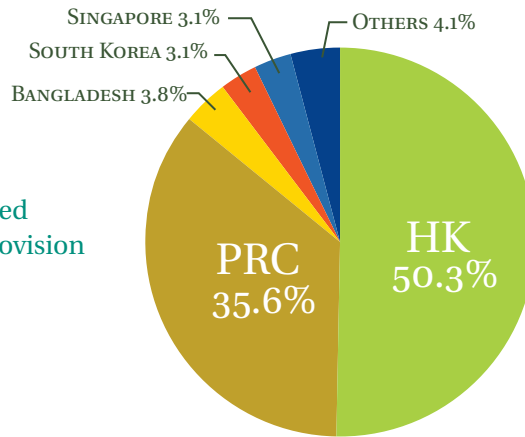
	AT 31 MARCH				
	2001 HK\$'000	2002 HK\$'000	2003 HK\$'000	2004 HK\$'000	2005 HK\$'000
Total assets	600,164	803,180	1,043,507	1,968,941	2,582,392
Total liabilities	(252,199)	(394,183)	(457,914)	(1,047,894)	(1,470,829)
Minority interests	(974)	(6,987)	(15,461)	(24,378)	(37,570)
Shareholders' funds	346,991	402,010	570,132	896,669	1,073,993

TURNOVER BY GEOGRAPHICAL SEGMENTS



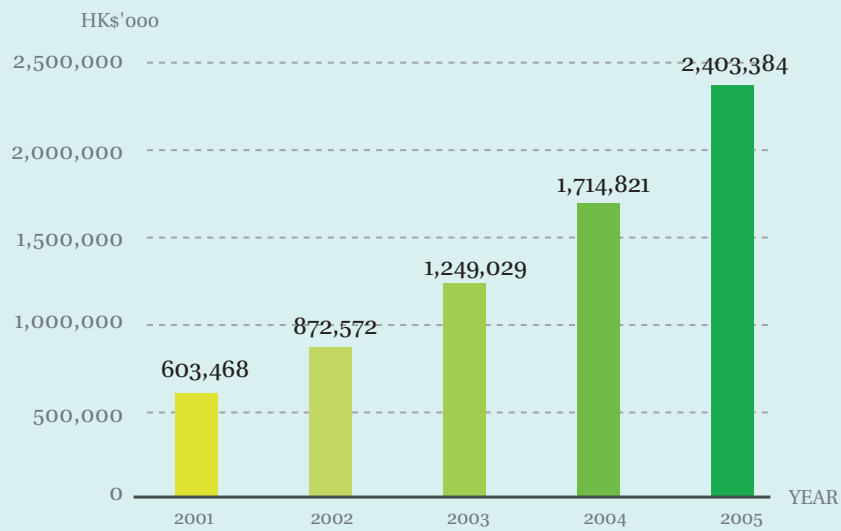
05

Production and sale of knitted fabric and dyed yarn and provision of related subcontracting services

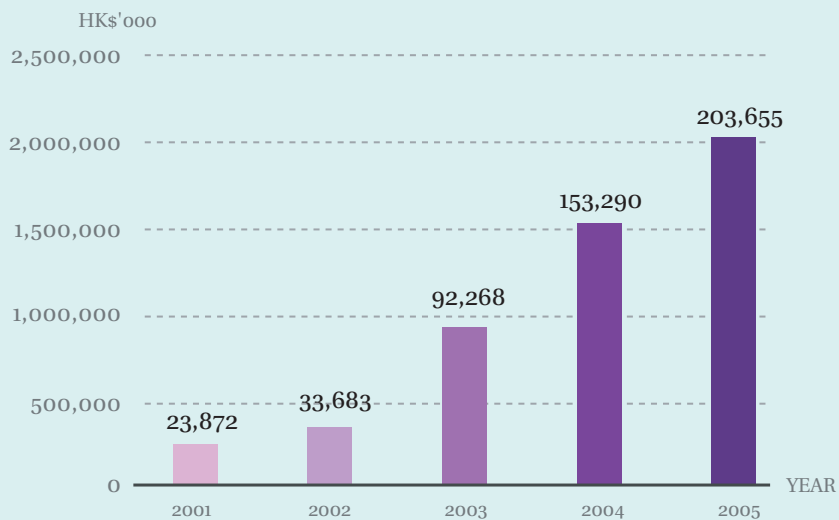


financial highlights and summary

TURNOVER

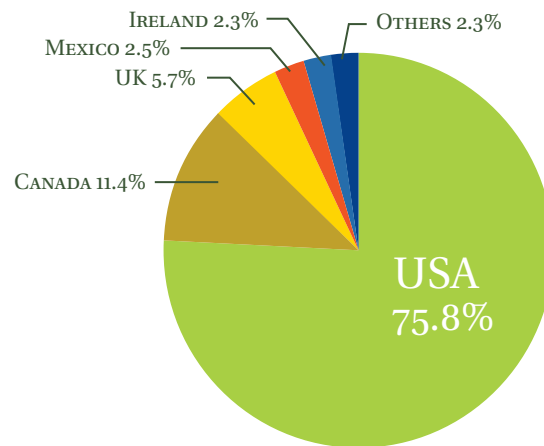


NET PROFIT FOR THE YEAR

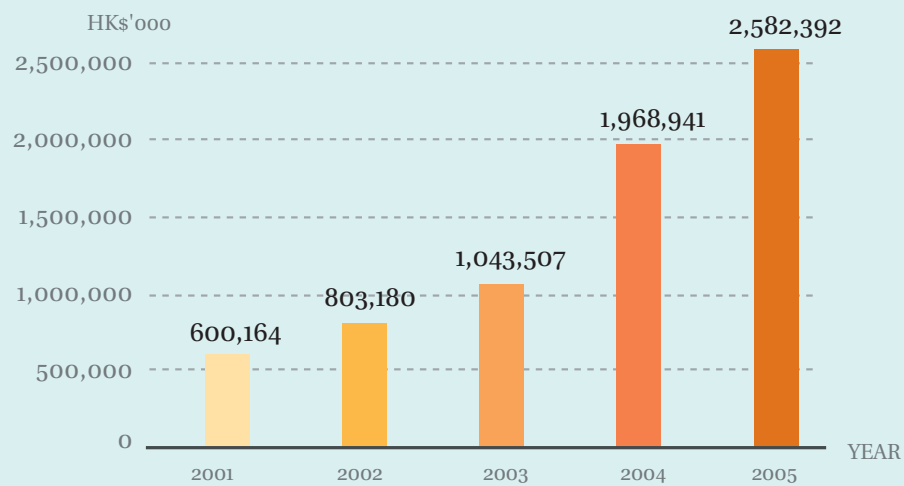


06

Trading of garment products
and provision of quality
inspection services



TOTAL ASSETS



SHAREHOLDERS' FUNDS

