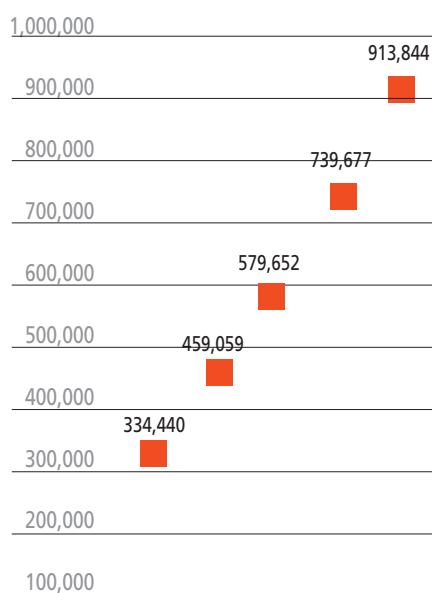




## Financial Highlights

### Turnover

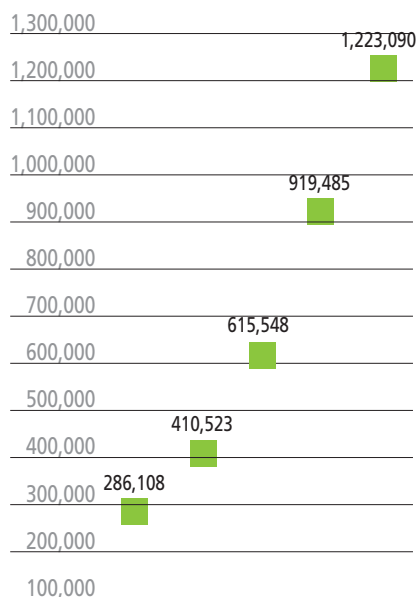
(HK\$'000)



2001 2002 2003 2004 2005

### Total Assets

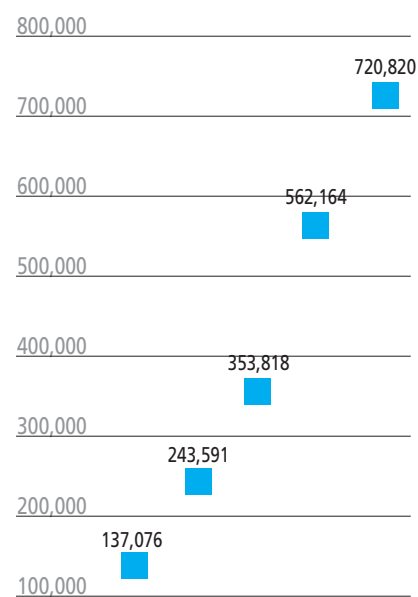
(HK\$'000)



2001 2002 2003 2004 2005

### Share Capital & Reserves

(HK\$'000)



2001 2002 2003 2004 2005

For the year ended 31 March

## Five Years Financial Highlights

For the year ended 31 March (HK\$'000)

	2001	2002	2003	2004	2005
Turnover	334,440	459,059	579,652	739,677	913,844
Gross Profit	138,158	175,637	166,338	244,755	299,351
Operating Profit	58,315	55,840	41,504	153,739	139,468
Net Profit Attributable to Shareholders	41,703	37,599	23,827	113,872	95,985
Total Assets	286,108	410,523	615,548	919,485	1,223,090
Total Liabilities	149,032	166,932	264,113	346,785	494,915
Minority Interests	–	–	(2,383)	10,536	7,355
Share Capital and Reserves	137,076	243,591	353,818	562,164	720,820