

Financial Highlights

財務摘要

Consolidated profit and loss data

Year ended 31 March 2005

綜合損益賬資料

截至2005年3月31日

		2005	2004	2003	2002	2001
		HK\$'000	HK\$'000	HK\$'000	HK\$'000	HK\$'000
Turnover	營業額	1,232,828	1,395,111	1,735,428	1,530,706	1,513,685
Operating profit/(loss)	除稅前經營					
before taxation	溢利／(虧損)	44,910	(57,363)	16,447	51,425	112,755
Taxation	稅項	195	(4,329)	3,463	(3,734)	(9,986)
Profit/(loss) before minority interests	除少數股東權益前之溢利／(虧損)	45,105	(61,692)	19,910	47,691	102,769
Minority interests	少數股東權益	240	45	(1,485)	5,741	795
Net profit/(loss) attributable to shareholders	股東應佔溢利／(虧損)淨額	45,345	(61,647)	18,425	41,847	103,564
Dividends	股息	(128,021)	(128,021)	(34,915)	(40,735)	(87,506)
Per share data	每股資料	HK cents	HK cents	HK cents	HK cents	HK cents
Earnings/(loss)	盈利／(虧損)	3.90	(5.30)	1.58	4.69	9.67
Interim dividend	中期股息	1.00	–	2.00	2.50	4.00
Interim special dividend	中期特別股息	–	1.00	–	–	–
Proposed final dividend	擬派末期股息	2.00	–	–	1.00	1.00
Proposed final special dividend	擬派末期特別股息	8.00	10.00	1.00	–	3.00

Consolidated balance sheet

As at 31 March 2005

綜合資產負債表

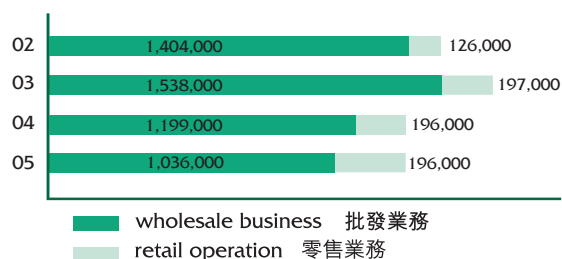
於2005年3月31日

		2005	2004	2003	2002	2001
		HK\$'000	HK\$'000	HK\$'000	HK\$'000	HK\$'000
Fixed assets	固定資產	126,795	144,849	200,706	197,544	131,946
Investment properties	投資物業	35,850	35,900	3,919	17,649	17,700
Goodwill	商譽	35,878	38,075	40,273	55,754	–
Time deposits	定期存款	54,579	15,594	–	–	–
Cash	現金	540,976	515,336	359,415	239,112	420,407
Other net current assets/(liabilities)	其他流動資產淨值／(負債)	189,580	329,335	556,872	683,376	599,805
Total assets over current liabilities	總資產減流動負債	1,002,639	1,085,030	1,166,842	1,193,435	1,169,858
Minority interests	少數股東權益	(16,073)	(16,313)	(16,358)	(14,873)	(20,614)
Non current liabilities	非流動負債	(2,503)	(1,928)	(2,064)	(2,017)	(719)
Shareholders' funds	股東資金	984,063	1,066,789	1,148,420	1,176,545	1,148,525
		%	%	%	%	%
Debt to equity ratio	債務與資本比率	–	–	6.00	–	–
Return on equity	資金回報率	4.61	N/A	1.67	4.54	9.02
Dividend pay-out ratio	派息率	282.05	N/A	179	76.24	82.73
Current ratio	流動比率	6.65	6.78	4.62	4.80	6.43

Turnover

營業額


HK\$'000
港幣千元



Cash balance

現金結餘

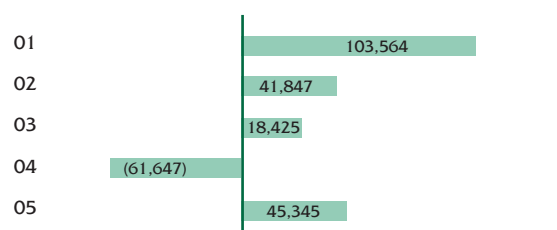
HK\$'000
港幣千元



Net profit/(loss) attributable to shareholders

股東應佔溢利/(虧損)淨額

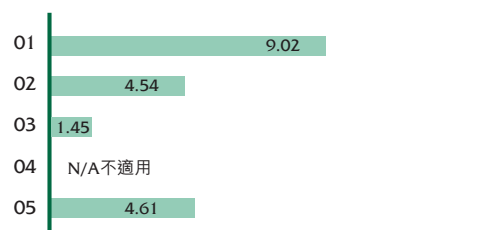
HK\$'000
港幣千元



Return on equity

資金回報率

%
百分比



Earnings/(loss) per share

每股盈利/(虧損)


HK ¢
港仙



Dividend per share

每股股息

HK ¢
港仙



Current ratio

流動比率

%
百分比

