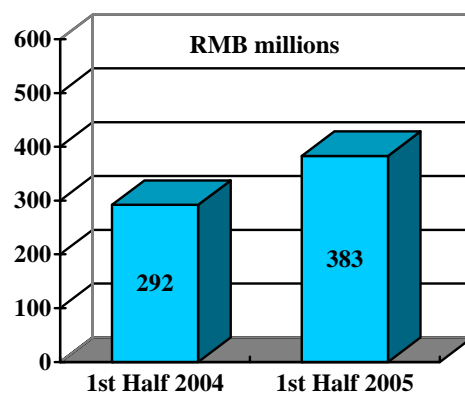
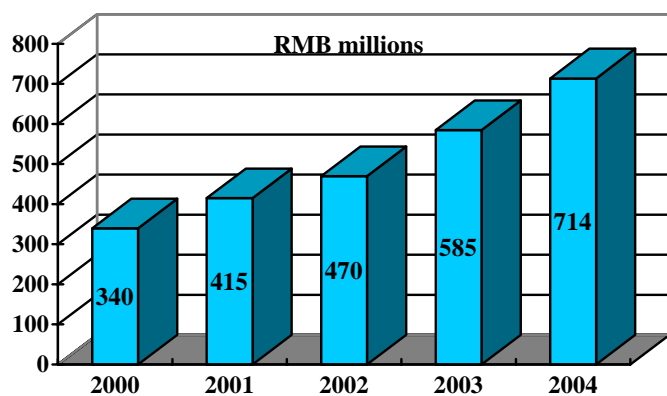


## FINANCIAL HIGHLIGHTS

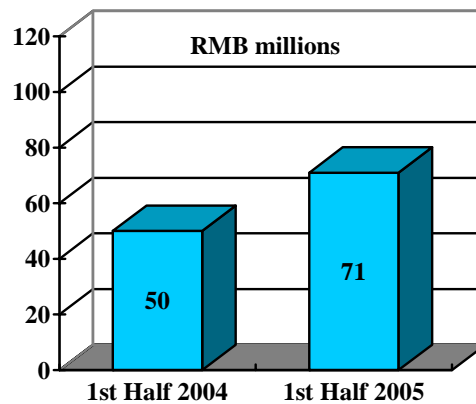
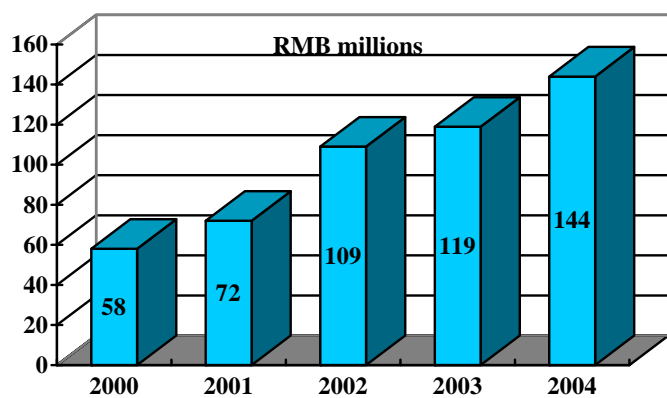
(Financial figures are expressed in Renminbi (“RMB”) million)

	<u>For the six months ended 30th June</u>		<u>For the year ended 31 December</u>				
	2005	2004 <i>(Restated)</i>	2004 <i>(Restated)</i> <i>Audited</i>	2003	2002	2001	2000
<b>Results</b>							
Turnover	<u>383</u>	<u>292</u>	<u>714</u>	<u>585</u>	<u>470</u>	<u>415</u>	<u>340</u>
Profit from Operations	<u>71</u>	<u>50</u>	<u>144</u>	<u>119</u>	<u>109</u>	<u>72</u>	<u>58</u>
Profit attributable to shareholders	<u>67</u>	<u>43</u>	<u>135</u>	<u>107</u>	<u>93</u>	<u>59</u>	<u>48</u>
<b>Assets and liabilities</b>							
Non-current assets	<u>125</u>	<u>90</u>	<u>105</u>	<u>86</u>	<u>77</u>	<u>51</u>	<u>39</u>
Current assets	<u>685</u>	<u>602</u>	<u>718</u>	<u>607</u>	<u>282</u>	<u>250</u>	<u>200</u>
Current liabilities	<u>112</u>	<u>85</u>	<u>146</u>	<u>100</u>	<u>155</u>	<u>150</u>	<u>111</u>
Net current assets	<u>573</u>	<u>517</u>	<u>572</u>	<u>507</u>	<u>127</u>	<u>100</u>	<u>89</u>
Total assets less current liabilities	<u>698</u>	<u>607</u>	<u>677</u>	<u>593</u>	<u>204</u>	<u>151</u>	<u>128</u>
Non-current liabilities	<u>-</u>	<u>-</u>	<u>-</u>	<u>-</u>	<u>-</u>	<u>-</u>	<u>-</u>
Shareholders' Equity	<u>698</u>	<u>607</u>	<u>677</u>	<u>593</u>	<u>204</u>	<u>151</u>	<u>128</u>

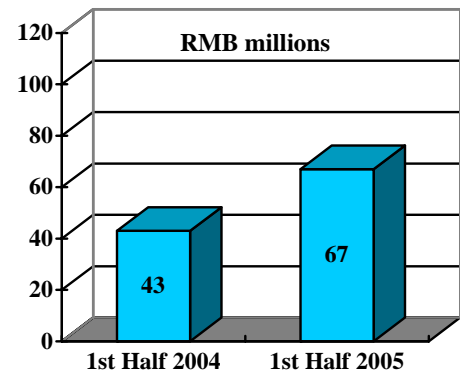
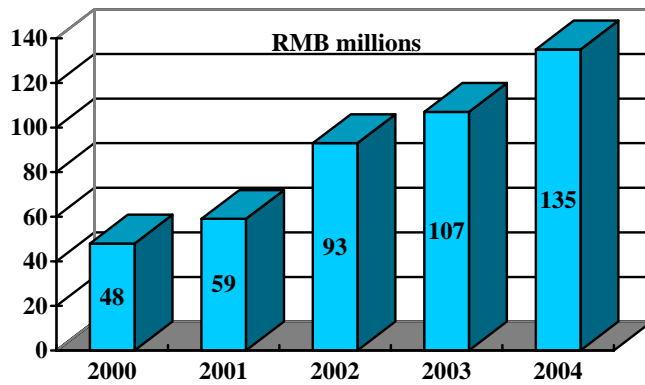
## Turnover



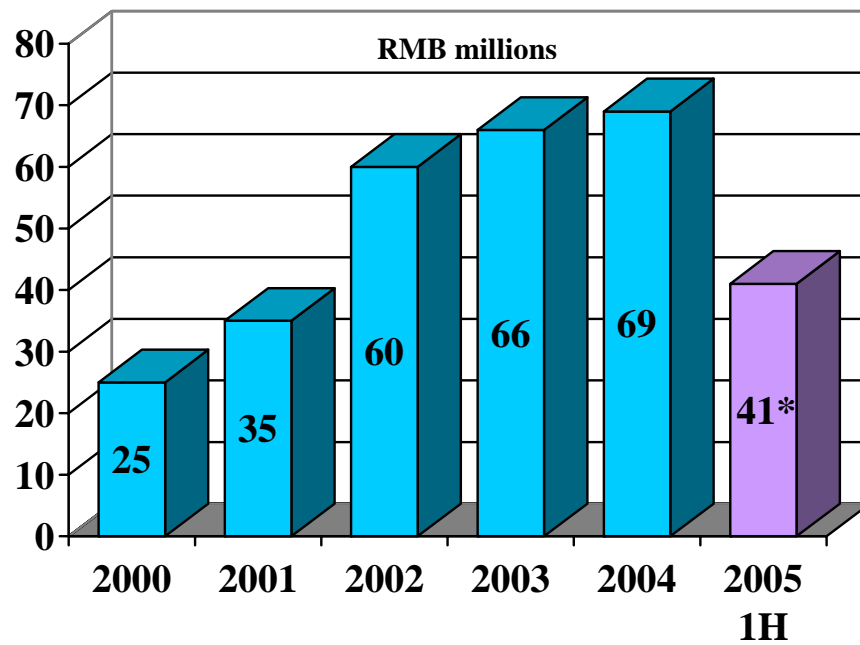
## Profit from Operations



## Profit Attributable to Shareholders



## Dividend History



\* An interim dividend of RMB0.075 per share, totaling RMB40.74 million (US\$4.92 million).