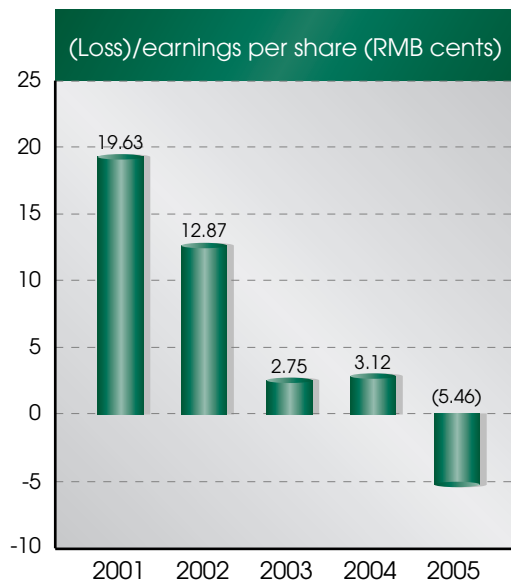
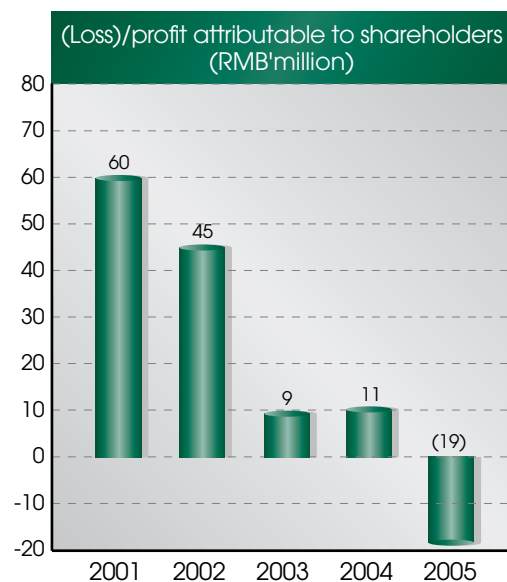
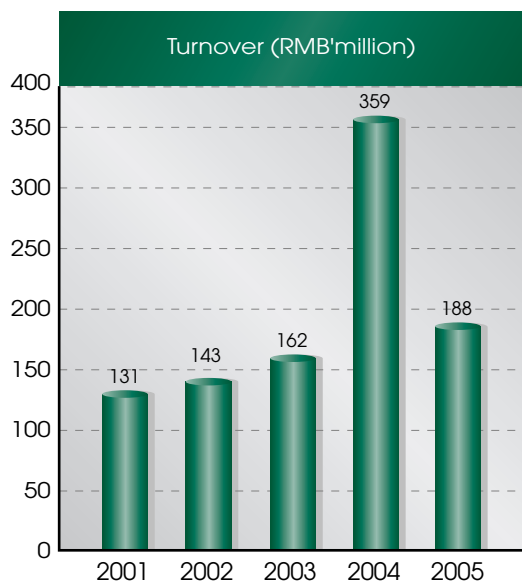


Financial Highlights

02

	2005	2004	2003	2002	2001
Turnover (RMB' million)	188	359	162	143	131
(Loss)/profit attributable to shareholders (RMB' million)	(19)	11	9	45	60
(Loss)/earnings per share (RMB cents)	(5.46)	3.12	2.75	12.87	19.63



	2005	2004	2003	2002	2001
Total assets (RMB' million)	331.6	355.1	333.6	213.5	142.7
Total liabilities (RMB' million)	157.9	162.4	151.7	41.3	15.5
Net asset value (RMB' million)	173.7	192.8	181.9	172.2	127.2
Net asset value per share (RMB cents)	49.62	55.08	51.96	49.20	41.32

